

Guide to Participating in SPRING 2021 EDUCATION ABROAD FAIR

spartans2.easyvirtualfair.com

Wednesday, February 17 and Thursday, February 18, 2021

Many programs will offer “live chat” opportunities on February 17.
Click on ‘Chat’ icon within each booth to view Chat schedule.

Getting Started

- > Go to spartans2.easyvirtualfair.com
- > Log in or use the ‘Register’ link (located upper right-hand corner of page)
- > Complete Registration or update profile if needed

From the main site landing page, use the “**Menu**” link to view key event information and for shortcuts. You can also access the **Education Abroad Welcome Booth** within each pavilion for questions and support.

Scroll down as indicated by the green arrow button in the bottom center of the page to access program booths.


Site Landing Page

Register / Log-in Link



Two ways to access booths:


- 1) Scroll down from main site page to view pavilions; click on pavilion name to view program booths within pavilion
- 2) Use Pavilion links in left menu and click on Pavilion name to view college program booths



Guide to Participating in SPRING 2021 EDUCATION ABROAD FAIR


Chat with Program Representatives and Access Resources

Click on program booths to access **Resources, Chat Links** and other useful information; use your scroll button to view and access available action buttons (icons)




LINKS

Click on **LINKS** icon to access link to participate in videoconference discussion or live chat with program staff.



RESOURCES

Click on **RESOURCES** icon to view available resources, guides, and more information for which you can express specific interest in specific programs.



Copies of available resources may also be included and accessed using the **DOWNLOAD** icon. Downloads can be saved to your computer for future reference and continued access.

Quickly view list of all programs and available resources using dropdown menu available within each pavilion.



HAVE QUESTIONS?



Visit the **EDUCATION ABROAD WELCOME BOOTH** available within each pavilion for assistance. For Technical Support, click on **INFO STAND** from the main site menu available from top-left Menu link.

