



ANNUAL REPORT ON
EDUCATION ABROAD
2021-22

PARTICIPATION & PORTFOLIO OVERVIEW

MICHIGAN STATE
UNIVERSITY

EDUCATION
ABROAD

Contents

- 0
- Additional Reports 2
- Referenced Resources..... 2
- Section 1: Introduction 3
 - Trends of 2021-22 3
- Section 2: Participation Overview..... 5
- Section 3: Benchmark Comparisons 6
 - Ranking 6
 - Comparison Table 6
- Section 4: Regional Participation 8
 - 10-Year EA Participation by Region 9
 - MSU vs. National Participation by Region 10
 - MSU EA Participation by Country (2021-22)..... 11
- Section 5: College Participation 12
 - 10-Year EA Participation by College 13
 - 5-Year Participation – Honors College..... 15
 - MSU EA Participation – Graduated Students with EA Experience by MSU College, 2021-22 16
 - MSU EA Participation – by MSU College, Graduation Rate 17
- Section 6: Student Participation 18
 - Gender 18
 - Class Standing 19
 - 19
 - Ethnicity 20
 - Program Duration 22
 - Multiple Program Students..... 23
 - Withdrawn Applications 24
 - Withdrawn Applications per Student 24
 - Program Type/Experience Withdrawn From 24
 - Withdrawal Reasons 25
- Section 7: Program Portfolio Overview..... 26
 - Program Cancellations 27
 - 2021-22 Program List (161 Total)..... 28

Section 8: Conclusion32

Additional Reports

- Marketing and Communication Report

Email abroad@msu.edu to request additional information.

Referenced Resources

- [Open Doors Report on International Educational Exchange 2022](#)
- [IIE Open Doors / Leading Institutions by Institutional Type](#)
- [MSU Registrar, Term End Reports](#)

RECOMMENDED CITATION

Kroll, H., Leman Bartzis, O., and Steglitz, I. (2023). Education Abroad Participation and Portfolio Overview 2021-22. East Lansing: Michigan State University Office for Education Abroad.

©Michigan State University Board of Trustees. East Lansing, MI 48824
MSU is an affirmative-action, equal-opportunity employer. Visit msu.edu.

Section 1: Introduction

The Michigan State University (MSU) Office for Education Abroad (EA) produces this annual statistical report covering the previous academic year for *outbound* students participating in education abroad programs outside of the United States. Data are available upon request for *inbound* students studying at MSU.

These data are available prior to the national media coverage in the Institute of International Education *Open Doors Report*, which is released during International Education Week in November 2023.

To coincide with *Open Doors* reporting requirements, a portion of the data in this report is based on the number of degree-seeking MSU students (U.S. citizens and permanent residents only) participating in outbound education abroad programs for academic credit. Non-credit-bearing experiences, international MSU students, and non-degree seeking students are included in some sections of this report and will be clearly indicated.

A statistical report will be available on the MSU Education Abroad website in fall 2023. Additional copies of this report are available upon request to abroad@msu.edu.

Trends of 2021-22

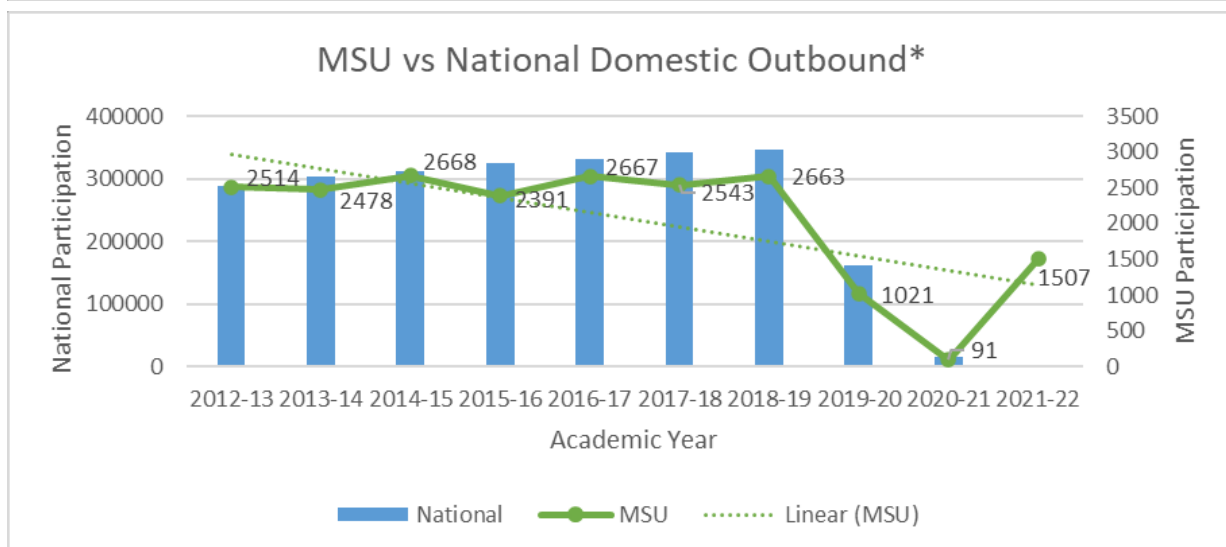
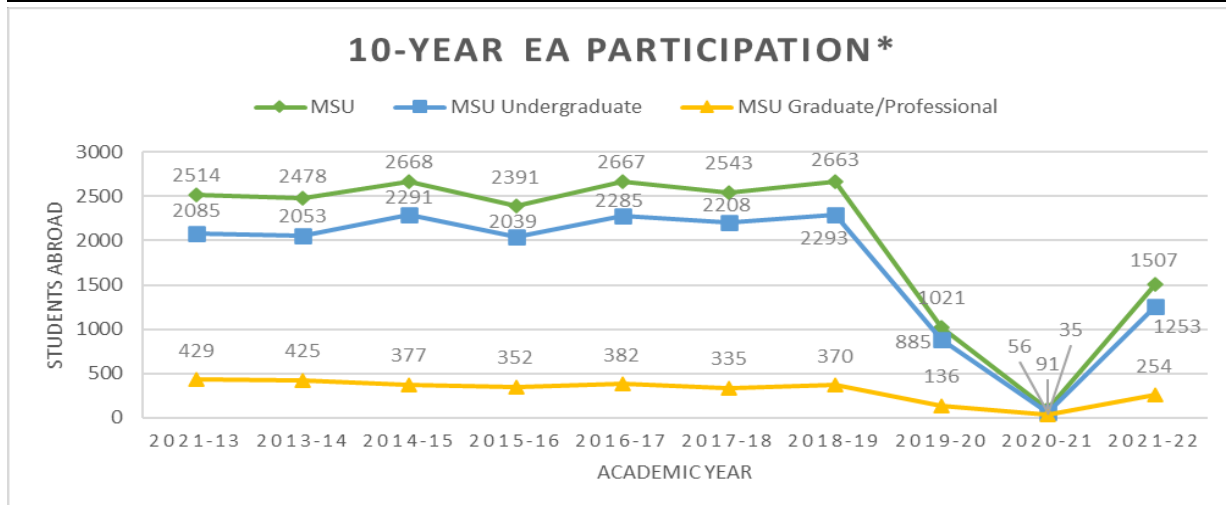
- A total of 1,554 students participated in outbound education abroad programs (MSU, non-MSU, and international students), an ~1,500 percent increase in participation compared to academic year 2020-21.
- When compared to 2018-19 pre-pandemic levels of participation in education abroad programming, participation in 2021-22 is down by 47 percent.
- MSU exceeded national participation in the following categories:
 - Seniors (+16%)
 - Graduate/Professional students (+5%)
 - Black/African American students (+1%)
 - Multiracial students (+1%)
 - Short-term programs (+28%)
 - Programming in Sub-Saharan Africa (+3%), Latin American & the Caribbean (+6%), and the Middle East & North Africa (+3%)
 - STEM (+6%)
 - Social Sciences (+5%)
 - Communications/Journalism (+1%)
 - Legal Studies & Law Enforcement (+2%)
- Among the MSU students who graduated in the 2021-22 academic year, 16 percent participated in education abroad, which reflects a ~50 percent decline from academic year 2020-21. This sudden decline can be attributed to the pandemic, which suspended most programming for nearly two years.
 - The following colleges had the highest percentage of graduating students with EA experience: CAL (43%), JMC (37%), and CHM (31%).
 - The College of Veterinary Medicine saw a 1 percent increase in the number of graduated students with EA experience.

- The following MSU Colleges had a higher percentage of students participating in education abroad compared to their on-campus representation: CANR, CAL, BUS, JMC, LBC, COM, RCAH, CSS.
- 23 percent of MSU students who participated in education abroad were members of the Honors College.
- When compared to pre-pandemic levels, overall participation rose among American Indian or Alaska Native students by 33 percent.
- Overall participation amongst other historically underserved students has declined by 40 percent. Black or African American students were most impacted by the pandemic, experiencing a 63 percent decline in participation between 2020 and 2022.
- Faculty-directed programs continue to represent most education abroad experiences with which MSU students engage, though direct-enroll and global service-learning continue to regain momentum and popularity as well.
- 46 students studied abroad on two different programs during academic year 2021-22.
- 1,097 students started but withdrew applications.
 - The number one reason students cited for withdrawal was financial concerns (11.8%), followed by the timing of a program (6.5%), and finally acceptance/commitment to another program (6.4%). An overwhelming majority of students do not provide a reason for withdrawal (~43%).
- During the 2021-22 academic year, EA awarded 593 students scholarships totaling \$535,000.

Section 2: Participation Overview

As EA recovers from the impact of the Global COVID-19 Pandemic, participation gradually returns to pre-pandemic levels. A total of 1,554 students participated in outbound education abroad programs (MSU, non-MSU, and international students), an ~1,500 percent increase in participation compared to academic year 2020-21. When compared to 2018-19 pre-pandemic levels of participation in education abroad programming, participation in 2021-22 is down by 47 percent. *Note: An asterisk symbol denotes U.S. citizens and permanent residents only.*

MSU EA Participation	2021-22
MSU Students*	1,507
MSU Undergraduates*	1,253
MSU Graduates/Professionals*	254
MSU International Students	37
Non-MSU Students	9
TOTAL STUDENTS	1,554



Section 3: Benchmark Comparisons

Ranking

Opens Doors is the annual report produced by the Institute of International Education (IIE) and provides the latest statistics and trends on *international students in the United States* **and** *U.S. students engaged in education abroad*. This annual report on enrollment numbers is often referred to as a *ranking* but does not detail indicators of the quality other than enrollment.

Most of the report on students engaged in outbound education abroad *counts only U.S. citizens and permanent residents* who receive academic credit from an accredited U.S. institution of higher education. Students who travel and take courses abroad without receiving academic credit are not reported in the figures below, nor are international degree-seeking students.

In 2022, IIE ranked MSU number 40 in the nation among top institutions awarding credit for education abroad (ranked by total participation in 2021-22), which stands in stark comparison to our ranking in 2019 at number 12.

Comparison Table

When reviewing the national data, it is important to recognize that the most recent version of *Open Doors* lags a year behind. The 2022 report covers students studying between **fall 2020 - summer 2021**.

The table on the next page compares MSU to the most recent *Open Doors* data and the MSU campus (where applicable).

Note: Please be mindful of the use of the asterisk symbol, as it denotes the populations included in the participation data in each column.

	National Participation	MSU EA Participation*	MSU EA Participation**	MSU Campus Enrollment**
2021-22	<i>IIE Open Doors, 2022</i>	<i>US Citizens/Permanent Residents Only</i>	<i>Includes International MSU Students</i>	<i>MSU Registrar, Fall 2021</i>
Total Number of Students	14,549	1,507	1,544	49,658
Undergraduate Participation Rate	88.7%	13.2%	13.4%	77%
Participation - by Gender				
Male	34%	31.3%	31.4%	47%
Female	65.9%	68.7%	68.6%	53%
Participation - by Class Standing				
Freshman	7%	3%	2.5%	20.6%
Sophomore	14.2%	7%	7.4%	16.8%
Junior	27%	23%	23.4%	18.3%
Senior	33.6%	50%	49.4%	21.0%
Graduates and Professionals	11.5%	17%	17.2%	21.2%
Participation - by Ethnicity				
American Indian or Alaska Native	0.4%	0.3%	0.3%	0.2%
Asian, Native Hawaiian or Other Pacific Islander	10.0%	6.0%	6.0%	7.2%
Black or African American	4.1%	5.4%	5.3%	6.9%
Hispanic or Latino(a)	12.3%	10.4%	10.2%	6.0%
Multiracial	4.8%	5.8%	5.7%	3.4%
White	68.3%	69.5%	67.9%	66.0%
Not Reported	-	2.5%	4.5%	2.0%
Participation - by Duration				
Long-term (academic year)	7.8%	1%	0.6%	n/a
Mid-length (semester-length)	28.3%	7%	7.2%	n/a
Short-term (8 weeks and less)	63.9%	92%	91.8%	n/a
Top 10 destinations of EA participants				
1	Italy	United Kingdom	United Kingdom	n/a
2	Spain	Italy	Italy	n/a
3	United Kingdom	France	France	n/a
4	France	Mexico	Mexico	n/a
5	South Korea	Spain	Spain	n/a
6	Denmark	United Arab Emirates	United Arab Emirates	n/a
7	Costa Rica	Greece	Greece	n/a
8	Israel	Ireland	Germany	n/a
9	Greece	Germany	Ireland	n/a
10	Germany	Netherlands	Netherlands	n/a
Participation - by Area of Study				
Science, Technology, Engineering & Math (STEM)	29.2%	35.6%	35.5%	44.8%
Business and Management	17.3%	17.3%	17.6%	16.3%
Social Sciences	17.2%	22.3%	22.2%	14.1%
Foreign Language and International Studies	8.8%	6.8%	6.7%	0.4%
Fine or Applied Arts	6.4%	3.6%	3.6%	3.1%
Communications/Journalism	4.6%	5.9%	5.8%	6.2%
Humanities	3.1%	3.1%	3.1%	6.5%
Education	1.9%	1.7%	1.6%	3.8%
Legal Studies & Law Enforcement	1.2%	3.4%	3.3%	4.6%
Undeclared	8.4%	0.4%	0.4%	-
Other	1.8%	0	0	0.2%
<i>*MSU, US citizens/permanent residents ONLY</i>				
<i>**MSU, includes International Students</i>				

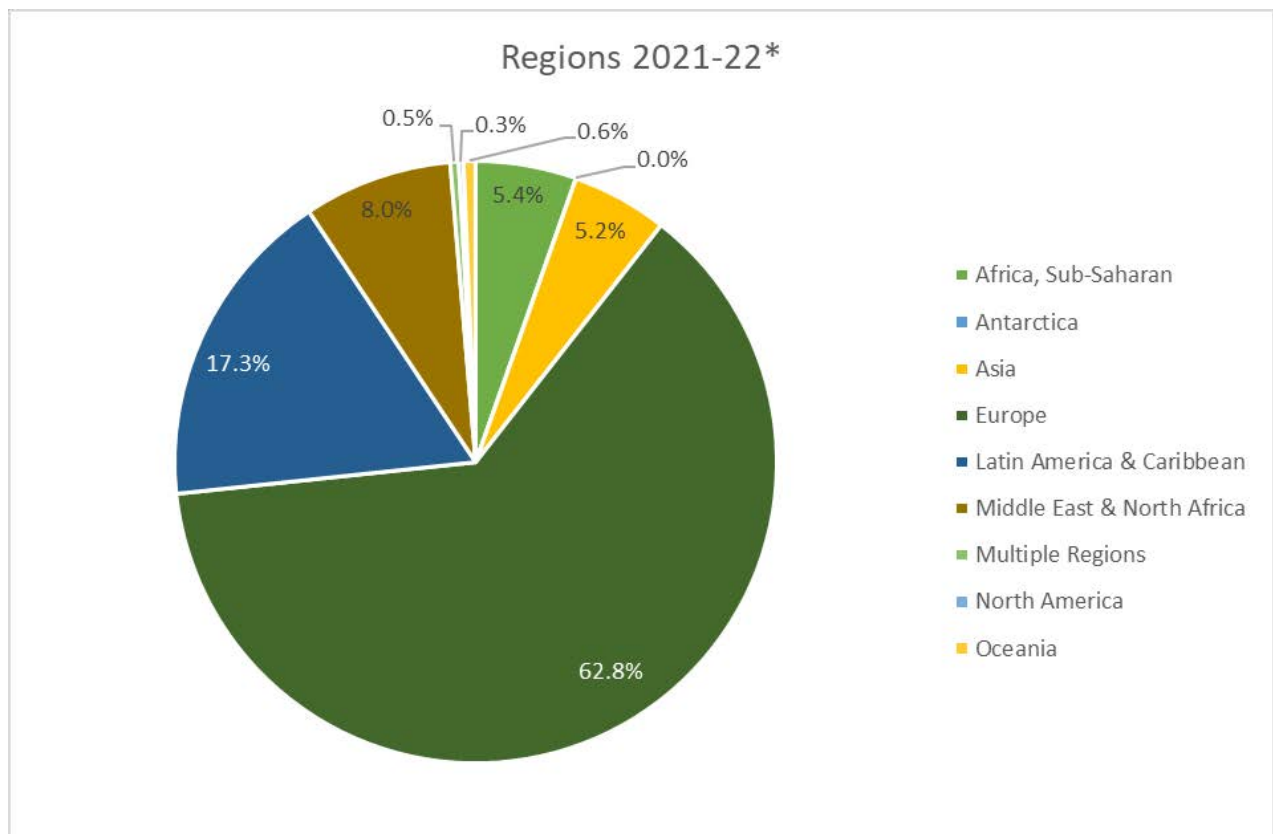
Section 4: Regional Participation

Consistent with the national trend, Europe remains the most popular region for students to study abroad, with students traveling to the United Kingdom more than any other country, according to *Open Doors*. The top three regions for EA in 2021-22 were 1) Europe, 2) Latin America & the Caribbean, and 3) North Africa & the Middle East.

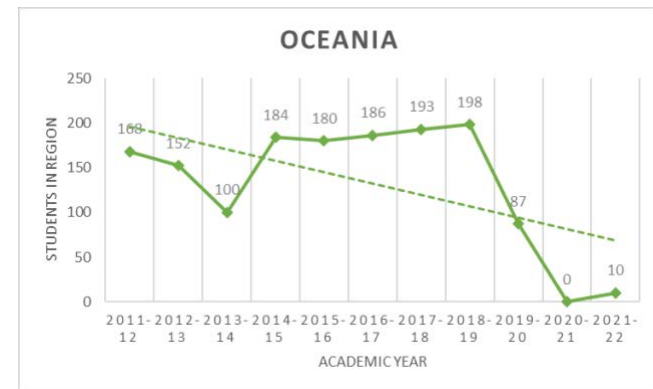
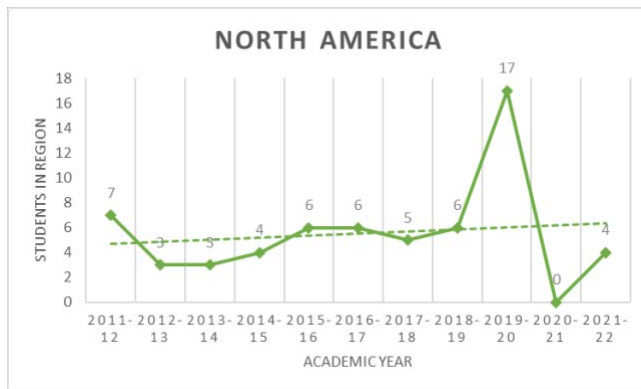
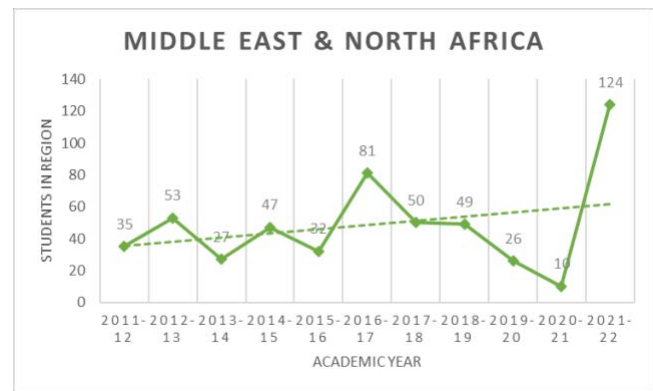
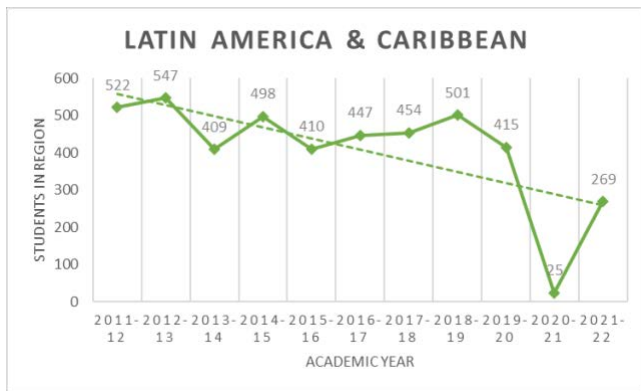
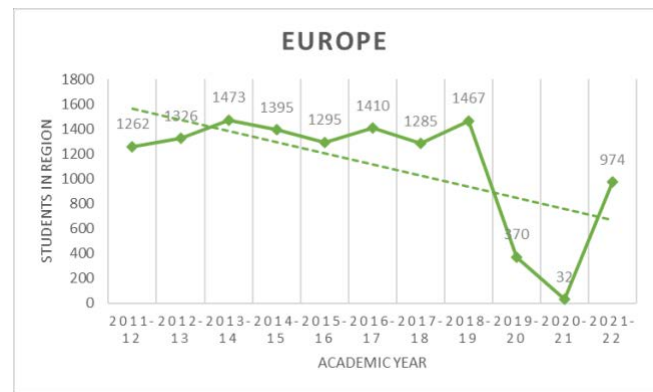
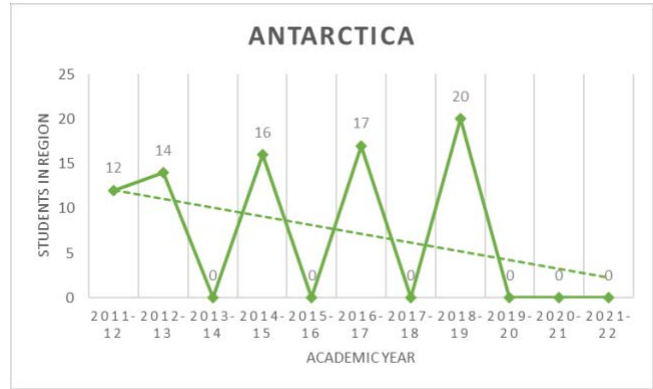
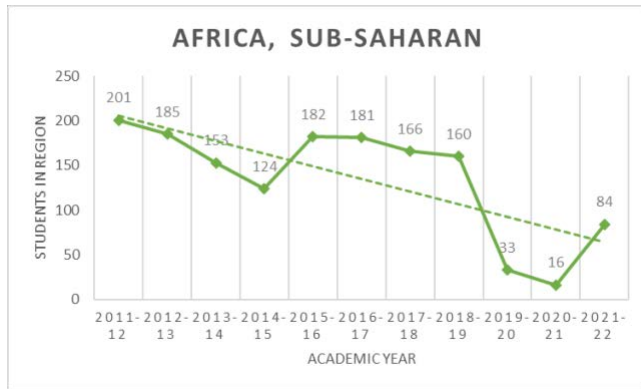
Note: Unless otherwise indicated, all graphics represent US citizens/permanent residents only.

MSU EA Participation by Region 2021-22				
Region	All MSU		MSU*	
Africa, Sub-Saharan	84	5.3%	84	5.4%
Antarctica	0	0.0%	0	0.0%
Asia	84	5.3%	80	5.2%
Europe	1,000	62.9%	974	62.8%
Latin America & Caribbean	270	17.0%	269	17.3%
Middle East & North Africa	130	8.2%	124	8.0%
Multiple Regions	7	0.4%	7	0.5%
North America	4	0.3%	4	0.3%
Oceania	11	0.7%	10	0.6%

**US citizens/permanent residents only*



10-Year EA Participation by Region

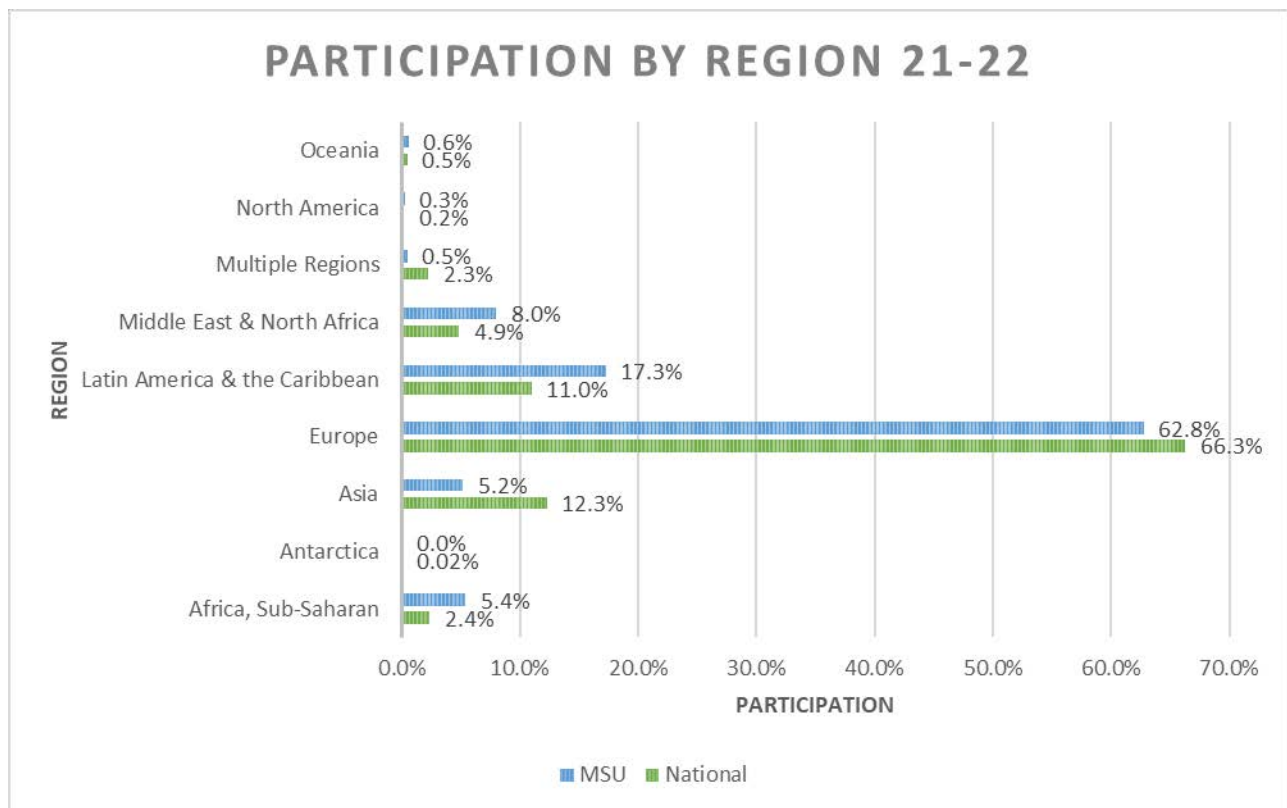


MSU vs. National Participation by Region

MSU exceeds national participation in the following regions: Sub-Saharan Africa (+3%), Latin America & the Caribbean (+6%), and Middle East & North Africa (+3%).

MSU vs. National Participation by Region				
Region	National*		MSU*	
Africa, Sub-Saharan	354	2.4%	84	5.4%
Antarctica	3	0.02%	0	0.0%
Asia	1,795	12.3%	80	5.2%
Europe	9,647	66.3%	974	62.8%
Latin America & the Caribbean	1,600	11.0%	269	17.3%
Middle East & North Africa	711	4.9%	124	8.0%
Multiple Regions	336	2.3%	7	0.5%
North America	32	0.2%	4	0.3%
Oceania	71	0.5%	10	0.6%

*US citizens/permanent residents only & national figures based on 2020-21 data from IIE Open Doors Report 2022



MSU EA Participation by Country (2021-22)

The top ten countries of 2021-22 were: United Kingdom, Italy, France, Mexico, Spain, United Arab Emirates, Greece, Germany, Ireland, and the Netherlands. Students traveled to 40 countries in this academic year, compared to 12 countries in 2020-21.

Country	All MSU	MSU*	Country	All MSU	MSU*
United Kingdom	315	308	Luxembourg	16	16
Italy	248	242	South Africa	16	16
France	181	174	Hungary	15	15
Mexico	164	164	Portugal	15	12
Spain	164	164	Austria	14	14
United Arab Emirates	105	100	Nepal	14	14
Greece	75	73	Tanzania	9	9
Germany	65	60	New Zealand	8	8
Ireland	61	61	Israel	8	7
Netherlands	51	50	Brazil	7	7
South Korea	48	44	Canada	4	4
Kenya	31	31	Argentina	3	3
Belgium	31	30	Norway	3	3
Costa Rica	31	30	Sweden	3	3
Malawi	28	28	Australia	3	2
Peru	23	23	China	2	2
Dominican Republic	21	21	Switzerland	2	2
Belize	20	20	Thailand	2	2
Japan	17	17	Ecuador	1	1
Jordan	17	17	Singapore	1	1

**US citizens and permanent residents only*

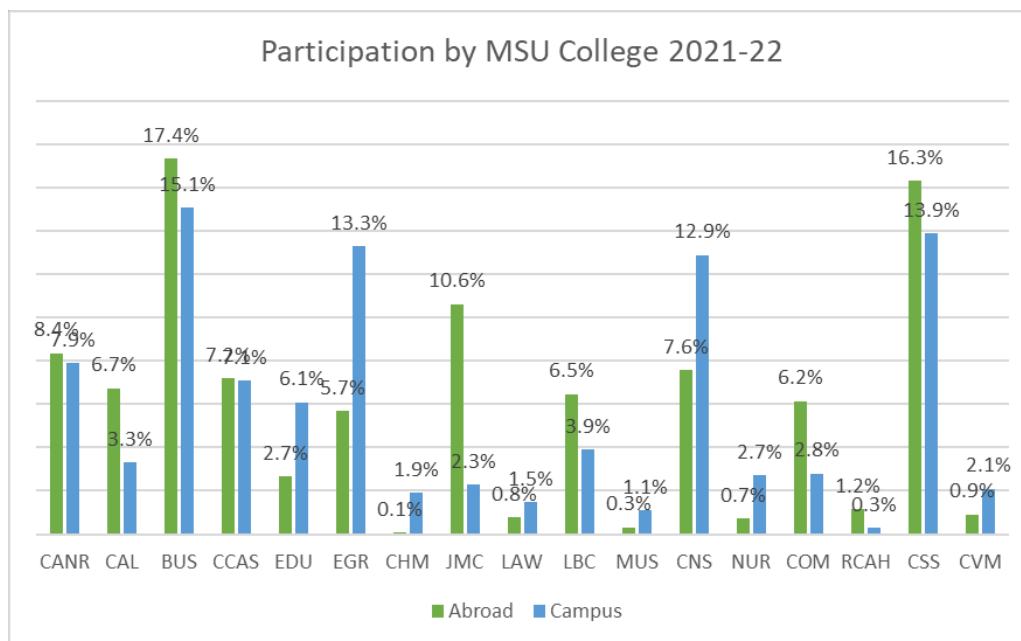
Section 5: College Participation

In this section of the report, all MSU students (e.g., US citizens, permanent residents, non-US citizens) have been included in overall counts except non-degree seeking students.

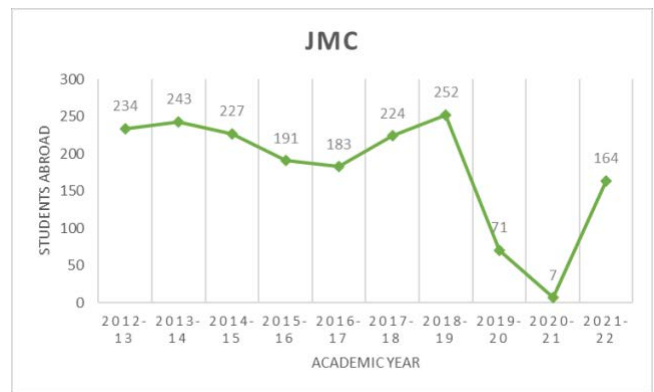
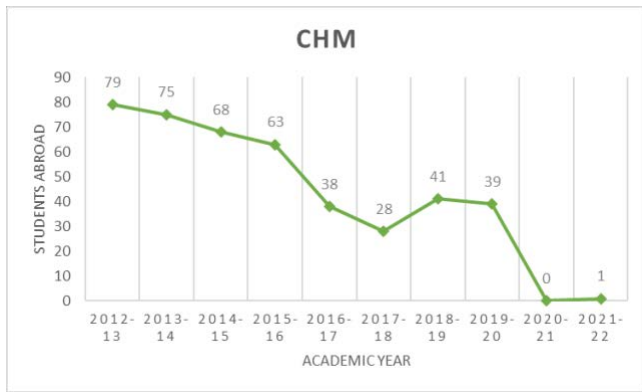
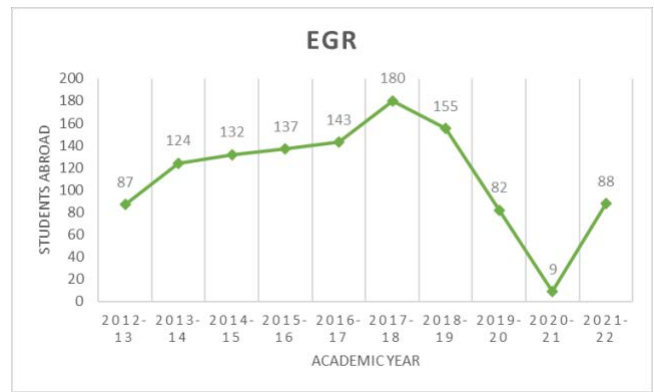
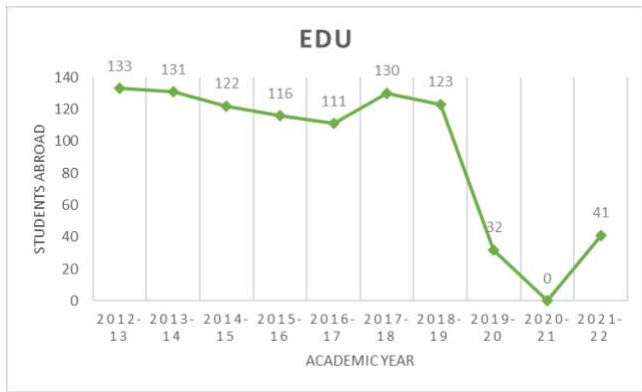
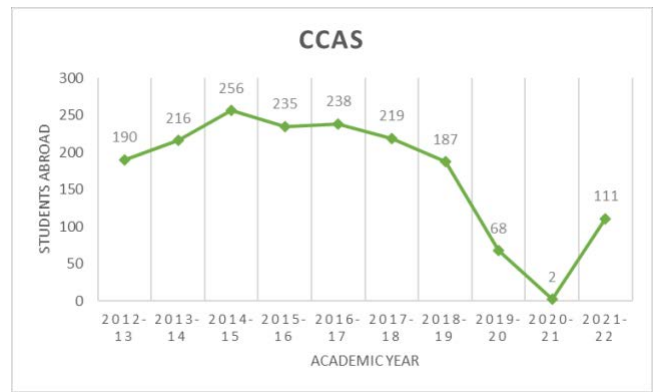
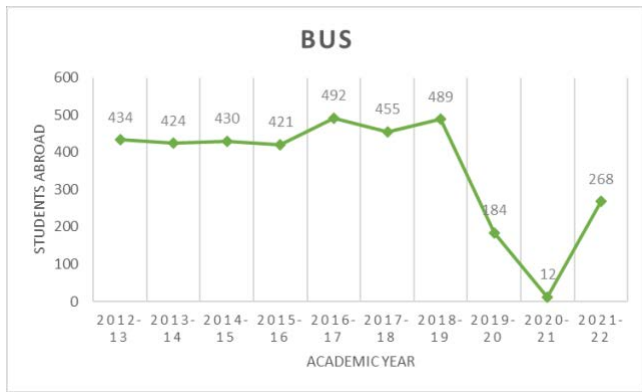
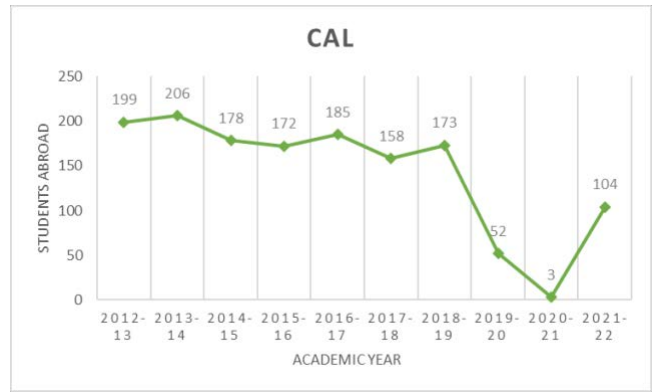
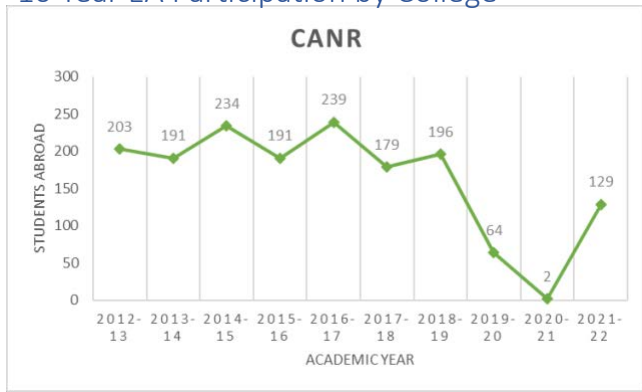
The Colleges of Business and the College of Social Science sent the most students abroad during the 2021-22 academic year, proportional to their overall enrollment on campus.

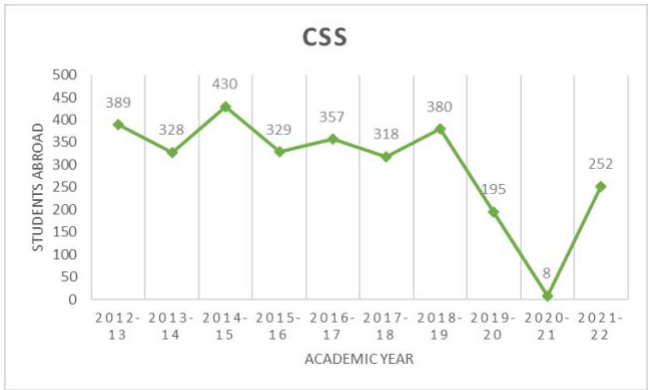
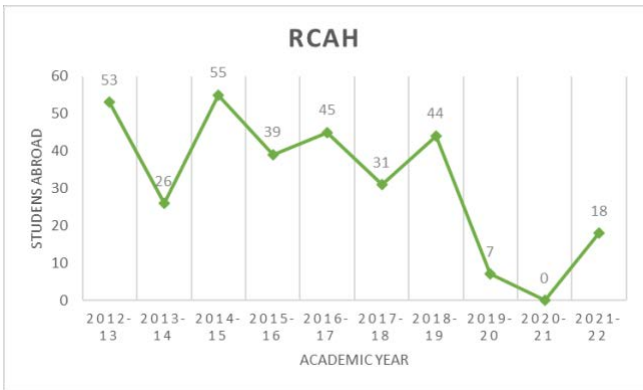
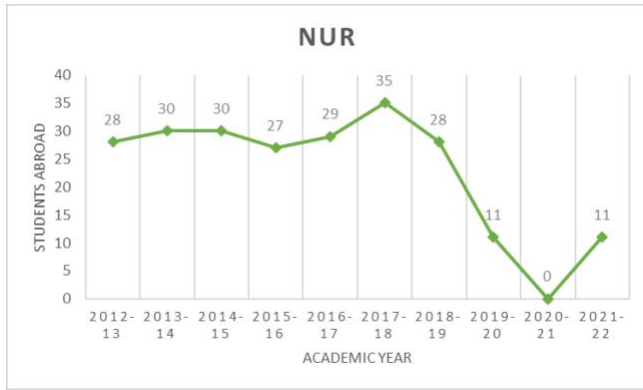
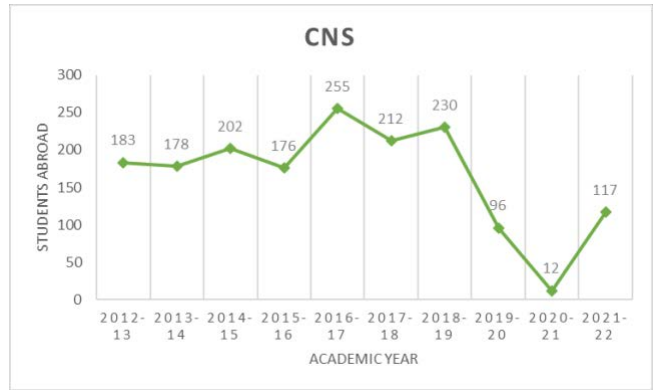
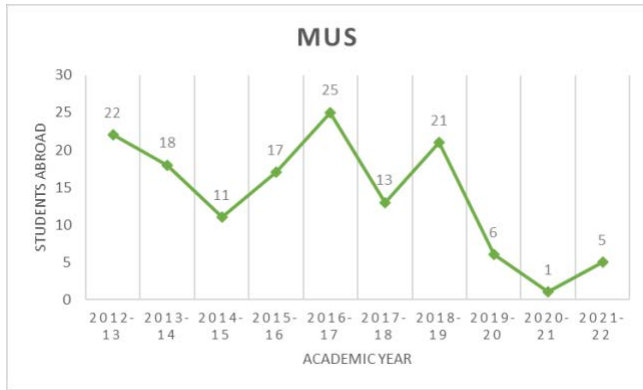
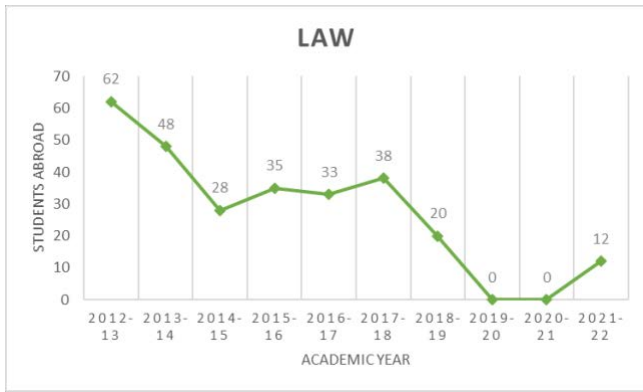
MSU EA participation - by MSU College				
	MSU EA	Abroad	Campus Enrollment*	Campus
CANR	129	8.4%	3,917	7.9%
CAL	104	6.7%	1,622	3.3%
BUS	268	17.4%	7,521	15.1%
CCAS	111	7.2%	3,531	7.1%
EDU	41	2.7%	3,045	6.1%
EGR	88	5.7%	6,612	13.3%
CHM	1	0.1%	944	1.9%
JMC	164	10.6%	1,152	2.3%
LAW	12	0.8%	746	1.5%
LBC	100	6.5%	1,941	3.9%
MUS	5	0.3%	553	1.1%
CNS	117	7.6%	6,394	12.9%
NUR	11	0.7%	1,322	2.7%
COM	95	6.2%	1,380	2.8%
RCAH	18	1.2%	163	0.3%
CSS	252	16.3%	6,886	13.9%
CVM	14	0.9%	1,026	2.1%

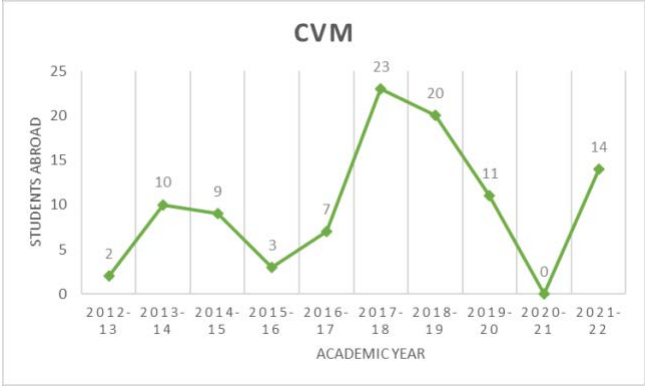
*MSU Registrar, Fall 2021



10-Year EA Participation by College

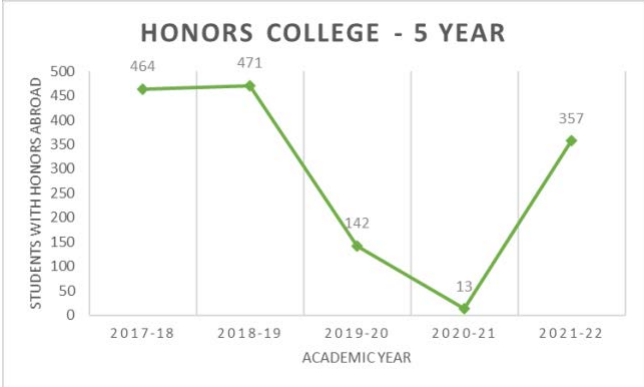






5-Year Participation – Honors College

In 2021-22, 23.1 percent of MSU students who participated in education abroad programs were members of the Honors College.



Year	HC
2017-18	464
2018-19	471
2019-20	142
2020-21	13
2021-22	357

MSU EA Participation – Graduated Students with EA Experience by MSU College, 2021-22

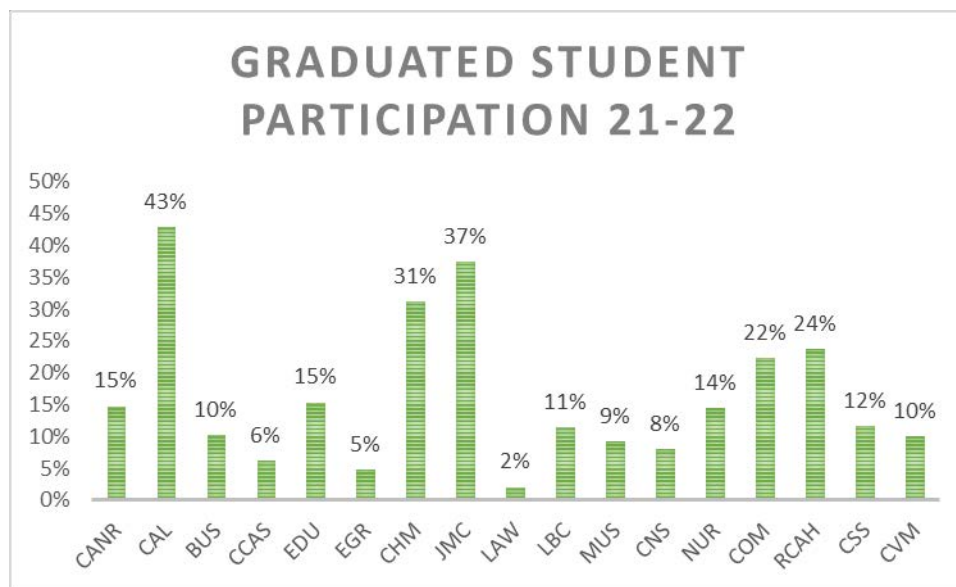
Over the course of the last three plus academic years, there have been multiple system changes at MSU that have impacted EA's ability to report, track, and monitor data at the university level. Prior to the implementation of Campus Solutions (CS), EA used tracking majors and education abroad section codes to track student participation in the legacy Student Information System (SIS).

Following the implementation of CS, EA lost the ability to denote education abroad participation in a student's academic record in this way. Efforts are underway in collaboration with the MSU Registrar's Office to implement "Student Groups".

Student Groups do not work the same way as the previous data entry method, and the EA Student Group has not been updated since summer 2021. For this reason, the percentage of graduated students with an EA experience in academic year 2021-22 may not be accurate. Statistics will be updated as data become available.

As of 2021-22, the average percentage of students who graduated from MSU with an education abroad experience was 16 percent, which is nearly 50 percent lower than academic year 2020-21. Due to limited programming during the Global COVID-19 Pandemic, the rate of MSU students graduating with EA experience is expected to be lower for multiple academic years. However, as programming abroad returns to pre-pandemic levels, this trend is not expected to last.

Note: Graduated student participation in education abroad includes all MSU students across resident/citizen statuses and degree levels.



Data based on MSU students who graduated with an education abroad tracking major in SIS/Student Group tag in CS, MSU Registrar 2023

MSU EA Participation – by MSU College, Graduation Rate

MSU EA Participation - by MSU College						
	<u>2017-18</u>	<u>2018-19</u>	<u>2019-20</u>	<u>2020-21</u>	<u>2021-22</u>	<u>5-Year Average</u>
CANR	20%	18%	23%	20%	15%	19%
CAL	25%	33%	86%	69%	43%	51%
BUS	26%	25%	22%	16%	10%	20%
CCAS	21%	22%	23%	14%	6%	17%
EDU	15%	19%	25%	22%	15%	19%
EGR	10%	12%	9%	7%	5%	8%
CHM	13%	19%	41%	89%	31%	39%
JMC	58%	61%	69%	58%	37%	57%
LAW	--	--	12%	12%	2%	9%
LBC	32%	35%	32%	20%	11%	26%
MUS	18%	18%	16%	17%	9%	16%
CNS	15%	17%	17%	16%	8%	15%
NUR	10%	12%	21%	32%	14%	18%
COM	25%	26%	28%	34%	22%	27%
RCAH	63%	68%	60%	57%	24%	55%
CSS	19%	19%	25%	20%	12%	19%
CVM	10%	16%	14%	9%	10%	12%

Based on MSU students who graduated with a study abroad tracking major in SIS/student group in CS, MSU Registrar 2023

Section 6: Student Participation

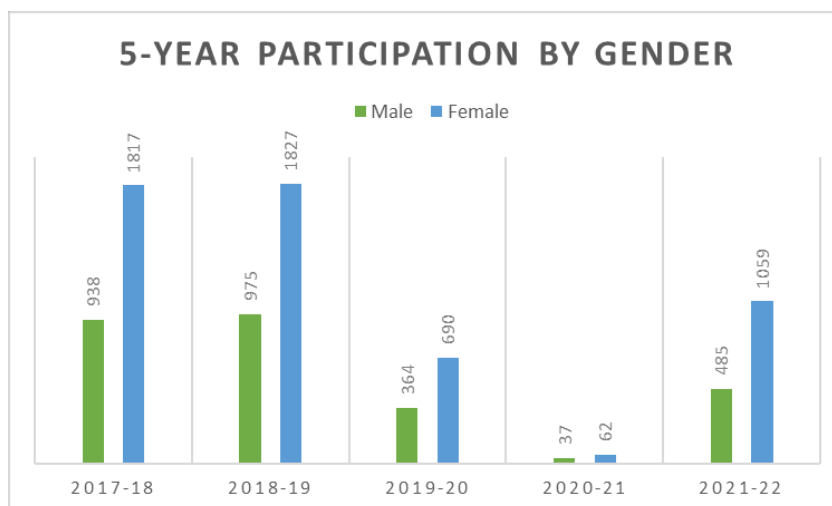
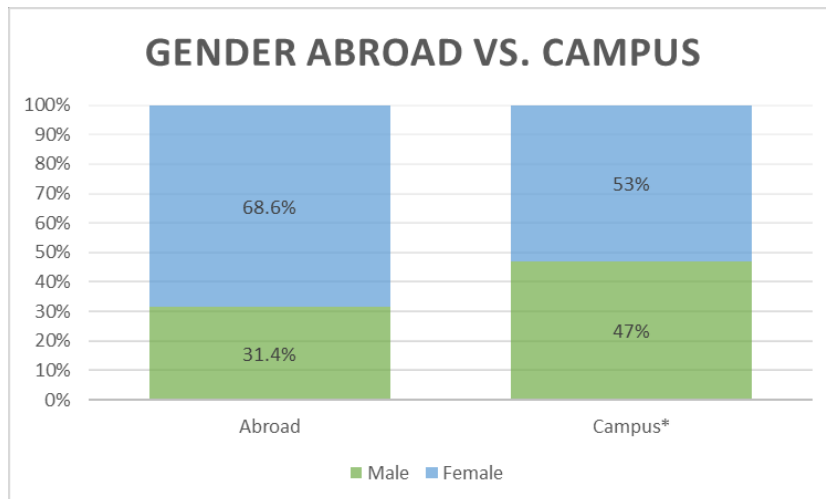
The integration of the EA database (Via TRM) with Campus Solutions (CS) was problematic during the 2021-22 academic year. Students reported that their data were incorrect in Via TRM and did not reflect their data in CS. Gender and Class Standing were the most affected datapoints and have been corrected.

Gender

In the future, EA hopes to report gender beyond the binary, so data are more accurate and inclusive. Consistent with national data, female students tend to participate at higher rates than male students. There was a 50 percent decline in male participation during 2021-22 compared to pre-pandemic levels in 2018-19.

MSU EA Participation by Gender 21-22				
	Abroad		Campus*	
Male	485	31.4%	23,365	47%
Female	1,059	68.6%	26,293	53%

**MSU Registrar, Fall 2021*



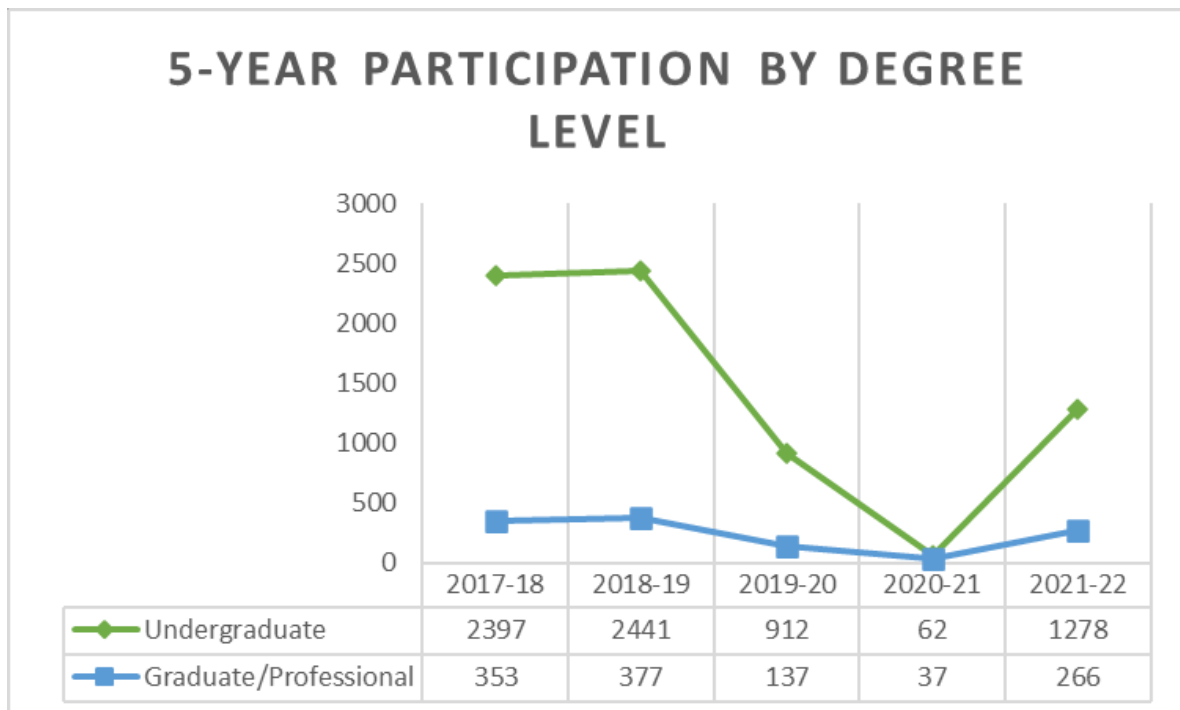
Class Standing

Class standing data were affected by database integration issues, particularly in 2020-21.

MSU EA Participation by Class Standing (5-year)					
	2017-18	2018-19	2019-20	2020-21*	2021-22
Freshman	197	187	191		39
Sophomore	226	258	175		114
Junior	752	739	294		362
Senior	1,222	1,257	252	62	763
Graduate/Professional	353	377	137	37	266
Unspecified	-	-	2	-	-

**Data from 2020-21 do not include a breakdown by undergraduate class standing due to integration issues from the EA Legacy Database and Campus Solutions.*

MSU EA Participation by Degree Level (5-year)					
	<u>2017-18</u>	<u>2018-19</u>	<u>2019-20</u>	<u>2020-21</u>	<u>2021-22</u>
Undergraduate	2,397	2,441	912	62	1,278
Graduate/Professional	353	377	137	37	266



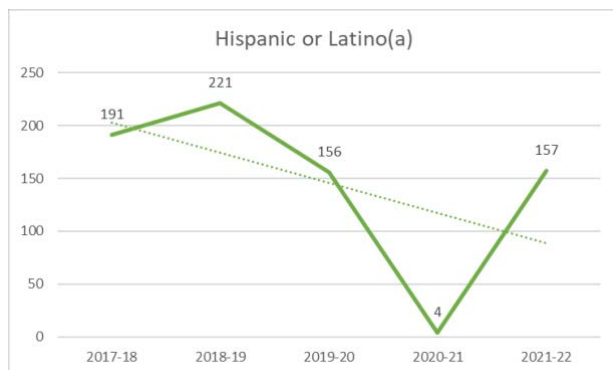
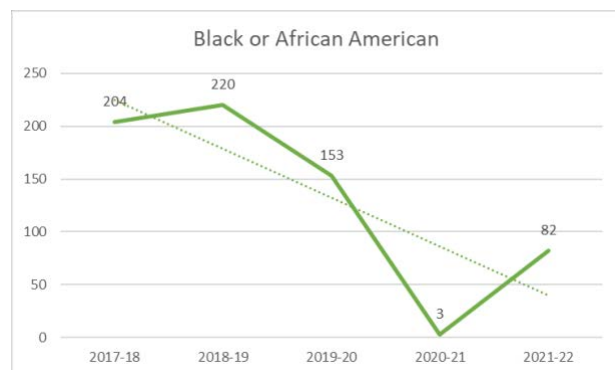
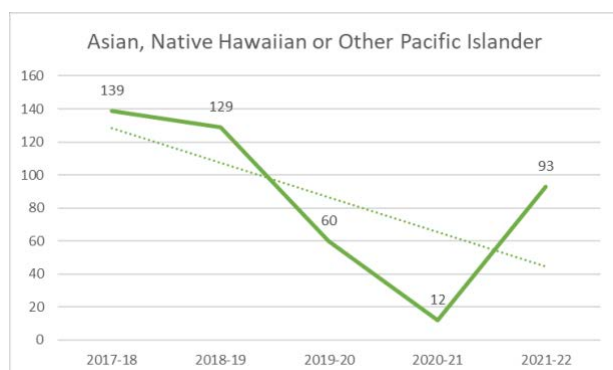
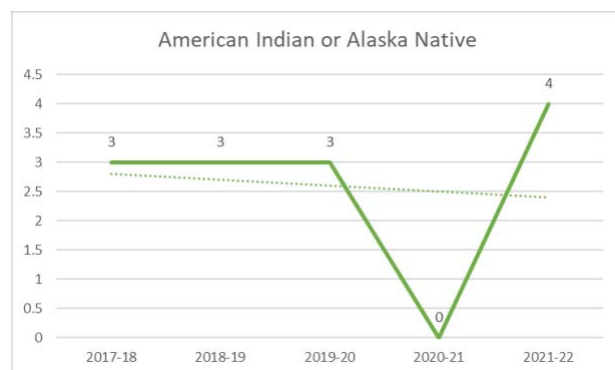
Ethnicity

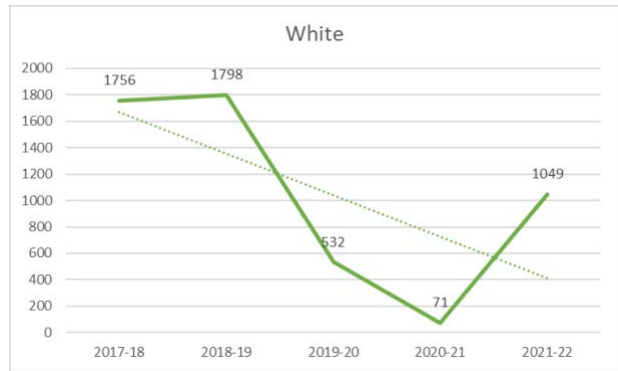
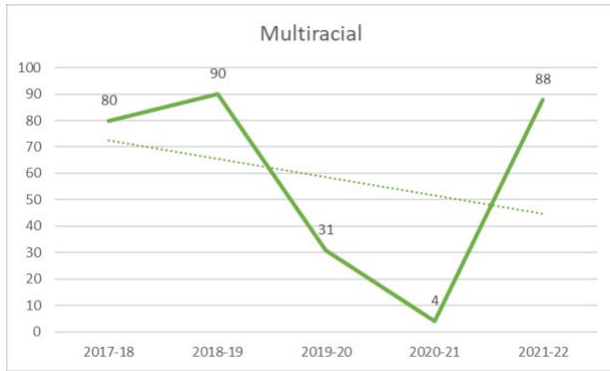
Historically underserved students at MSU have participated in education abroad at lower rates than white students, a trend echoed in national data. EA strives to address equity gaps in education abroad participation, recognizing that students' identities are intersectional, and each may be impacted by systemic inequalities.

Participation by all but one population in 2021-22 decreased when compared to pre-pandemic levels in 2018-19: participation rose 33 percent among American Indian or Alaska Native students. However, it is important to note that the 33 percent increase represents an increase of one student in 2021-22.

Black or African American student participation was most affected between 2018-19 and 2021-22, with a 63 percent decline in participation, followed by Hispanic or Latino(a) students and Asian, Native Hawaiian or Other Pacific Islander students, with a 30 percent and a 28 percent decline in participation, respectively.

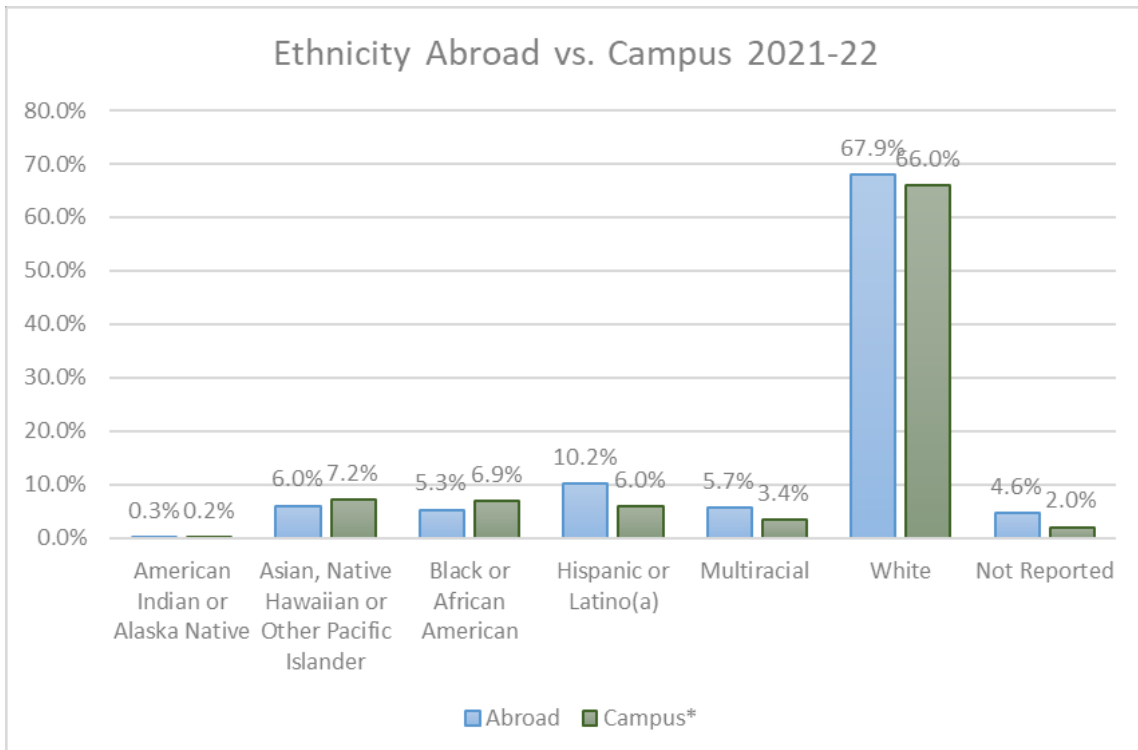
MSU EA Participation by Ethnicity (5-year)					
	2017-18	2018-19	2019-20	2020-21	2021-22
American Indian or Alaska Native	3	3	3	0	4
Asian, Native Hawaiian or Other Pacific Islander	139	129	60	12	93
Black or African American	204	220	153	3	82
Hispanic or Latino(a)	191	221	156	4	157
Multiracial	80	90	31	4	88
White	1756	1798	532	71	1049
Not Reported	-	371	119	5	71





MSU EA Participation by Ethnicity 2021-22				
	Abroad		Campus*	
	American Indian or Alaska Native	4	0.3%	113
Asian, Native Hawaiian or Other Pacific Islander	93	6.0%	3,566	7.2%
Black or African American	82	5.3%	3,438	6.9%
Hispanic or Latino(a)	157	10.2%	2,985	6.0%
Multiracial	88	5.7%	1,682	3.4%
White	1,049	67.9%	32,758	66.0%
Not Reported	71	4.6%	1,010	2.0%

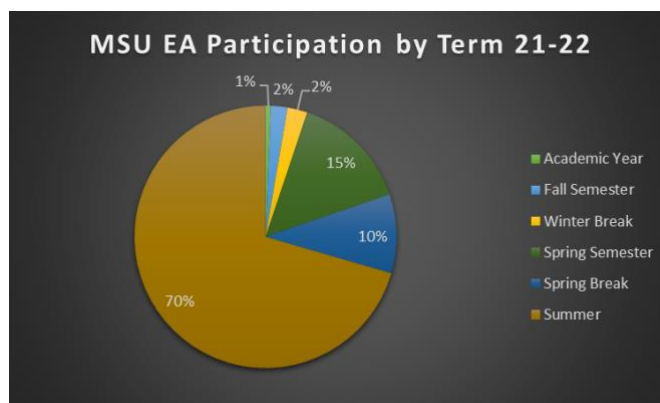
*MSU Registrar, Fall 2021



Program Duration

Note: Unless otherwise noted, all data in this section represent all MSU students regardless of residency/citizenship.

MSU EA Participation by Term 2021-22	
	All MSU
Academic Year	10
Fall Semester	33
Winter Break	39
Spring Semester	232
Spring Break	155
Summer	1,121



Short-term, summer programming was by far the most popular type of programming during academic year 2021-22, and faculty-directed programming exceeding any other program type.

MSU EA Participation by Duration (5-year) *					
	2017-18	2018-19	2019-20	2020-21	2021-22
More than 8 weeks	380	357	240	19	191
Less than 8 weeks	2,163	2,306	786	64	1,361

*US citizens/permanent resident only

Program Type (5-year)					
	2017-18	2018-19	2019-20	2020-21	2021-22
Faculty-directed	2,196	2,175	644	61	1,256
Direct-enroll	306	256	116	29	213
Exchanges	110	122	57	5	53
Provider Programs	117	117	10	0	24
Independent Studies	47	76	22	1	4
Non-MSU Programs	60	61	27	1	3
Virtual	-	-	1	2	22

Program Experiences (5-year)					
	2017-18	2018-19	2019-20*	2020-21*	2021-22
Internships	187	156	11	1	112
Global Service-Learning	737	698	404	40	314
Research	266	310	45	11	150
Remote internships for companies abroad, COIL	-	-	51	129	22

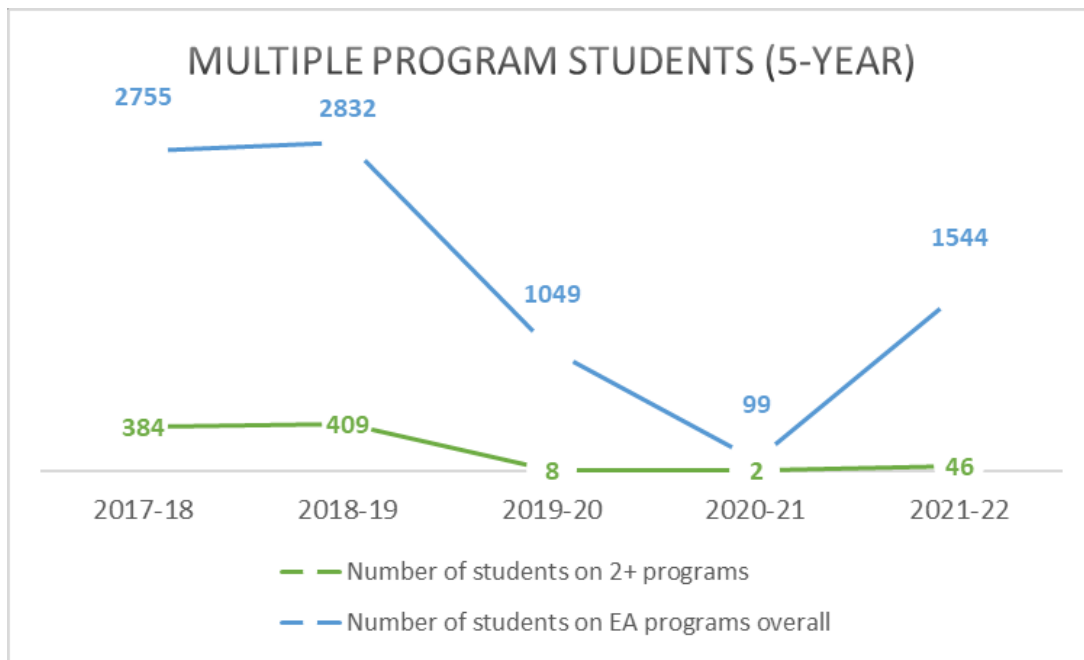
*US citizens/permanent residents only

Multiple Program Students

EA has been tracking students who participate in multiple education abroad programs in an academic year. Consistent with other datapoints, there has been a noteworthy decrease in students who participate in multiple programs.

Note: Data below reflects all MSU students regardless of residency/citizenship status.

Multiple Program Students					
	2017-18	2018-19	2019-20	2020-21	2021-22
Number of students on 2+ programs	384	409	8	2	46
Number of students on EA programs overall	2,755	2,832	1,049	99	1,544
Multiples Rate	14%	14%	1%	2%	3%



Withdrawn Applications

Following the implementation of Via TRM, EA saw a significant increase in the number of applications submitted per student. Via TRM offers a student-friendly interface, which has made it easier for students to both identify and apply for education abroad programs, however, it has also inflated the withdrawal rate.

In 2021-22, 1,097 students withdrew a total of 1,562 applications in Via TRM. Of the 1,097 students who withdrew applications during the 2021-22 academic year, only 320 students (~30 percent) studied abroad. This means the rate of withdrawal has inflated to 70 percent in 2021-22, which is a dramatic increase compared to the withdrawal rate in 2018-19 at 32 percent.

Withdrawn Applications per Student

The average number of withdrawn applications per student during the 2021-22 program cycle was 2.5 applications.

Application(s) Per Student	
<u>Number of Students</u>	<u>Number of Applications</u>
851	1
156	2
49	3
14	4
15	5
2	6
1	7
2	8
3	9
1	10
1	12
1	17
<u>1</u>	<u>19</u>
1097	1562

Program Type/Experience Withdrawn From

<u>Program Type/Experience</u>	<u>Number of Applications</u>	<u>Withdrawal Rate</u>
Faculty/Teacher Led	1006	64.4%
Study Abroad (Direct Enroll)	413	26.4%
Exchange	50	3.2%
Service Learning	257	16.5%
Research	134	8.6%
Internship	183	11.7%
Other	4	0.3%

Withdrawal Reasons

In addition to the reasons for withdrawal outlined below, 8.3 percent of applications were withdrawn for administrative reasons (e.g., student failure to complete application by deadline, incorrect/duplicate application).

Reason(s) for Withdrawal	Rate of Response
Academics	3.5%
Accepted/Committed to Another Program	6.4%
EA Withdrew for No Response	3.8%
Financial Concerns	11.8%
Greater Interest in Another Program	2.3%
Health or Safety Concern (including COVID-19)	4.7%
Insufficient Advising or Support	0.5%
Lack of Family/Community Support	0.9%
Lack of Information	1.0%
Other/Not Provided/Prefer Not to Say	42.5%
Passport/Visa Issues	0.5%
Personal Obligation	4.9%
Time Away from Job	2.4%
Timing of Program	6.5%

Section 7: Program Portfolio Overview

Note: Data in the table below (with exception of total number of programs), reflects 2021-22 program statuses and tags.

Total Number of Programs	436	
		Rate of Availability
Programs available 2021-22	200	59%
Programs that ran 2021-22	161	48%
Program Duration	2021-22	
Long-term (academic year)	4	
Mid-length (semester/9+ weeks)	52	
Short-term (8 weeks or less)	119	
Program Type	2021-22	Number of Programs in MSU EA Portfolio
Exchange	33	48
Direct-Enroll	65	110
Faculty-Directed	108	176
First-Year Seminars Abroad	0	Varies
Internships	23	36
Provider	12	28

Program Cancellations

Note: Data are incomplete and do not reflect the number of programs but rather the number of terms that were coded in the EA Legacy Database as "Cancelled". Additional session information is available upon request.

<u>2012-13</u>	<u>2013-14</u>	<u>2014-15</u>	<u>2015-16</u>	<u>2016-17</u>	<u>2017-18</u>	<u>2018-19</u>	<u>2019-20</u>	<u>2020-21</u>	<u>2021-22</u>
26	18	10	24	9	19	17	12*	67*	25

2021-22 Program Cancellation List

A Day in the Life of Japan
Accounting and Finance Topics in Zurich
Arcadia STEM Research in Aberdeen
Arcadia STEM Research in Brisbane
Business and Culture in St. Petersburg
Community Engagement, Society and Culture in Belize
Culture, Food and Society in Belize
Deakin University - Geelong Waterfront Campus
Global Health: Guatemala - Clinical Immersion
Global Health: Peru - Clinical Immersion
Intensive French in Tours
International Relations in Brussels
International Relations in Brussels
Internships in Shanghai
Italian Communication, Marketing and Sales
Japanese Language and Culture with JCMU
Masculinity, Leadership, and Fraternities in Southern Europe
Math and Money
Natural Science in Iceland: Land of Fire and Ice
Public Health in Ghana: A One Health Perspective
Startup Nation: Innovation and Entrepreneurship in Israel
Tel Aviv University
The European Union, Globalization and Social Change
University of the Ryukyus
CIS Abroad - Summer in Barcelona - Barcelona School for International Studies

**Program Cancellation List for 2021-22 may be incomplete.*

2021-22 Program List (161 Total)

Advertising and Public Relations a la Mediterranean
American College of Thessaloniki
American University of Rome
Arabic in Jordan
Arcadia STEM Research at King's College London
Arcadia STEM Research at the Royal Veterinary College in London
Arcadia STEM Research in Dublin
Art and Archaeology of Ancient Greece
Art, Food, and Society in Rome
Arts, Culture and Urban Sustainability in Rome
Behavioral Ecology of African Mammals
BI Norwegian Business School
Bocconi University
BOKU University of Natural Resources and Applied Life Sciences Vienna
British Politics and Society
Business Internships in Portugal
Business Internships in Singapore
Business Internships in Spain
Business Internships in the United Kingdom
Business Law, Ethics, and Sustainability in an Emerging Global Market
CAFRE - Greenmount Campus
Clinical Tropical Medicine Elective
College of Human Medicine: Independent Rotation
College of Osteopathic Medicine: Independent Rotation
Communication Disorders in the United Kingdom
Community Engaged Design
Community Literacies in Canada
Community Medicine in the Yucatan
Comparative Republicanism in Rome and Florence
Contemporary Culture, Politics, and Society
Corvinus University of Budapest
Cross-Cultural Teaching Abroad in New Zealand
Designing Technology Solutions for Schools in Africa
Ecology and Environmental Studies
Ecology: The Birth and Development of a New Science
Economics of Public Policy
Engineering in Rome with CEA Abroad
English Literature in London
Entrepreneurship, Agriculture and Environmental Studies
Environmental and Science Communication
Ethics and Integrity in Sicilian Business
European Planning and Practice

EuroScholars Program in Switzerland
EuroScholars Program in the Netherlands
Executive MBA Global Marketplace in the Middle East
Exploring British Theatre
Exploring Irish Horse Industries
Exploring Wildlife Conservation in South Africa
Film in Britain
Forensic Anthropology and Human Identification
Foundations of Neuroscience
French Language, Literature, and Culture in Tours
Friedrich Schiller University in Jena
Full-Time MBA Seminar in Sicily
Gender, Sex, and Feminism
German Language and Culture in Mayen
Global Finance Studies
Global Food Systems and Health
Global Health: Dominican Republic - Clinical Immersion
Globalization of Consumerism and Community
Harbin Institute of Technology
Infectious Diseases of Africa
Intensive French in Tours
Intensive Intermediate Spanish in Santander
International Business Studies in Europe
International Engagement in Chiapas, Mexico
International Engagement in Huatulco, Mexico
International Engagement in MÃ©rida, Mexico
International Engagement in Oaxaca, Mexico
International Independent Internship: James Madison College
International Independent Study: College of Medicine (COM)
Internships in Barcelona
Internships in Buenos Aires
Internships in Cape Town
Internships in Dublin
Internships in Paris
Internships in Seoul
Internships in Sydney
Irish Studies at University College Dublin
Italian Language, Literature, and Culture
John Cabot University
Lancaster University
Leadership in Medicine for the Underserved
Learning, Culture, and Technology in Europe
Lund University

MBA Global Marketplace
Modernity in the Streets of Paris and London
Molecular Biology Research in Dusseldorf (HHUD)
MSU Law and the Relationship Between Japan and the USA
Music, Art, and Culture in Bregenz
NHL Stenden University of Applied Sciences
One Health Nepal
Pompeu Fabra University, Business Studies
Purpan in Toulouse
RWTH-Aachen Research Program
Science, Technology, Engineering and Math (STEM) with CEA Abroad in Paris
Sciences Po Lille
Serling Institute for Jewish Studies and Modern Israel Study at the Hebrew University
Service-learning in Ireland: Limerick
Sexual Orientation, Gender Identity and Sexual Politics in Amsterdam
Social Science Scholars Field Study (Wales) Group 1
Social Science Scholars Field Study Abroad Group 3
Spanish Language, Literature, and Culture in Santander
Spanish Language, Literature, and Culture in Valencia
Sports Media in Paris and Rome
Stargazers, Sorcerers, and Scoundrels: A Human History of Mathematics
Summer Engineering in Madrid
Sustainable Community Development in Tanzania
Swansea University
Technology, Humanities, and the Arts
The Mazunte Project
Universidad San Francisco de Quito (USFQ)
University College Dublin Summer Physics
University of Bristol STEM Research
University of Mannheim
University of Namur
University of Sydney Summer Program
University of Tours
Visual Storytelling in Kenya, Africa
Yonsei University
Yonsei University - Summer in Seoul
Albert Ludwigs University EX
American University of Rome DE
ARCHIVE:University of Cambridge International Summer Program
Bocconi University, Business EX
CEA Barcelona, Spain - Spanish Language & Culture
CEA Dublin, Ireland - Child Psychology
CEA Dublin, Ireland - Liberal Arts & Irish Studies

CEA Florence, Italy - Studio Art, Printmaking & Fashion Design
CEA Galway, Ireland - Irish Studies
CEA London, England - CAPA Study + Internship in London
CEA Seville, Spain - Advanced Spanish Language & Culture
CEA Seville, Spain - Exercise & Sport Science
CIS Abroad - Summer in Barcelona - Barcelona School for International Studies
Corvinus University of Budapest DE
Global Health: Peru - Clinical Immersion
Global Health: South Korea - Clinical Immersion
History of Medicine and Public Health in France
Independent Internship
Int'l Independent Study: Agriculture and Natural Resources
John Cabot University DE
Lancaster University EX
Landscape Architecture in Spain 2022
London Internship Program Summer
MSU-UVA in Valencia
Non-MSU Programs: CEA Spanish Language and Liberal Arts
Non-MSU Programs: CEA University of Westminster
Packaging in England
Politics, Culture and Society in Brazil
Social Science Scholars Field Study Abroad
Sustainability and Civic Engagement in Costa Rica
University College Dublin, Social Science & Humanities
University of Mannheim EX
University of Oslo EX
University of Ryukyus (Exchange) AY 2021-22
UVA Valencia, Spain DE FS21
Wageningen Agricultural University EX
Waseda University EX
Yonsei University DE
Yonsei University EX
Yonsei University in Seoul (Exchange) AY 2021-22

Section 8: Conclusion

Academic year 2021-22 data suggest that student interest in education abroad remains strong despite the suspension of programming for nearly two academic years as a result of the Global COVID-19 Pandemic. Despite overall participation being lower than pre-pandemic levels, MSU exceeded national participation in ten areas ranging from academic focus to location of program. Faculty-directed programs continue to be the most popular short-term education abroad experience with which MSU students engage, which is a testament to faculty engagement in global learning and high impact practices.

As participation steadily returns to pre-pandemic levels, EA strives to continue identifying opportunity gaps to improve student engagement and success. During the academic year 2021-22, EA awarded nearly half a million dollars in scholarships to participants. Funding barriers continue to be the number one reason students report for withdrawing applications. For historically underserved students, participation has decreased over the course of the last two academic years, a trend EA is committed to understanding and reversing with timely interventions.

Prior to the Global COVID-19 Pandemic, EA reported that 25 percent of undergraduate students graduated with at least one education abroad experience. Since the pandemic, data suggest that students graduating with at least one education abroad experience has dropped to 16 percent. EA is committed to bringing data forward in MSU campus systems to better understand and reverse this trend to ensure all Spartans have an opportunity to engage in global education prior to graduation.