

EDUCATION ABOARD



2017-18

PARTICIPATION & PORTFOLIO OVERVIEW

Education Abroad Participation and Program Portfolio Overview

2017-18 REPORT

TABLE OF CONTENTS

Introduction.....	3
Participation Overview.....	4
Benchmark Comparisons.....	5-7
Regional Participation.....	8-10
College Participation.....	11-17
Student Participation.....	18-27
Program Portfolio Overview.....	28-33

RECOMMENDED CITATION

Leeman Bartzis, O. and Benner, C. (2019). Education Abroad Participation and Portfolio Overview 2017-18. East Lansing: Michigan State University Office for Education Abroad

©Michigan State University Board of Trustees. East Lansing MI 48824
MSU is an affirmative-action, equal-opportunity employer. Visit msu.edu

Additional reports produced by the Office for Education Abroad

- American Semester Program Enrollment and Reinvestment
- American Semester Program Recruitment and Marketing Plan
- Annual EA Progress Report & Overview
- Curriculum Integration Report
- Diversity and Underrepresentation Report
- Entrepreneurship and Innovation Report
- Exchanges Report
- Faculty Development and Engagement Report
- Faculty Satisfaction Survey (biannual)
- Financing for Education Abroad Students Report (every two years)
- International Internship Report
- Marketing and Communications Report
- Ongoing Orientation Report
- Portfolio Audit
- Scholarship Report
- Service-Learning Report
- Student Evaluation Reports (Pre- and Post-Program)
- Undergraduate Research Report

Email abroad@msu.edu to request copies.

INTRODUCTION

The Office for Education Abroad produces this annual statistical report covering the previous academic year for OUTBOUND students participating in education abroad outside of the United States. (Statistics about inbound students studying at MSU can be found in the bi-annual American Semester Program Report).

The data is available prior to the national media coverage in the Institute of International Education's *Open Doors* report, which is released during International Education Week in November 2019.

Most data is based on the number of degree-seeking MSU students (U.S. citizens/permanent residents only) participating in an education abroad program outside of the United States for academic credit to coincide with *Open Doors* reporting requirements. Non-credit bearing experiences, international students, and non-degree-seeking students are not included, unless otherwise indicated.

We hope the information is useful for planning within your college, department or unit for current or future education abroad participation. *A statistical report for external audiences is available on the MSU Education Abroad website. Extra copies are available upon request to bennerc@msu.edu.*

Highlights of 2017-18

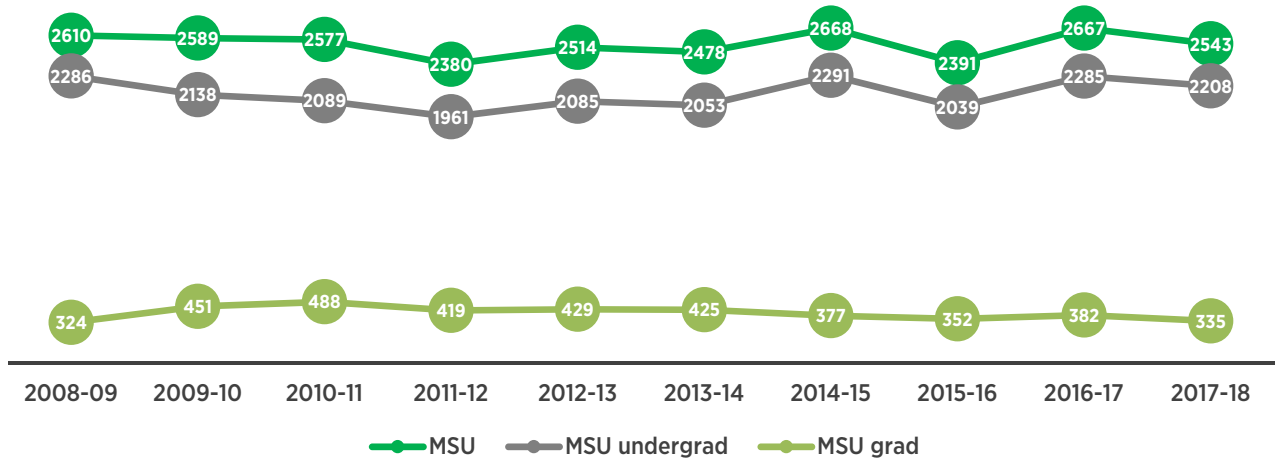
- A total of 2,807 students participated in an education abroad program (MSU, non-MSU and international students), down 4% compared to last year.
- Approximately 26% of MSU undergraduates participated in at least one education abroad program. This far exceeds the national average of 16%.
- Nationally speaking, MSU exceeds participation in the following categories
 - Males (+2%)
 - Freshmen (+3%)
 - Graduate students (+2%)
 - Black/African American students (+2%)
 - Short-term programming (+20%)
 - Participation in Sub-Saharan Africa (+3%) and Latin America (+3%)
 - STEM majors (+10%)
 - Communication/JRN majors (+3%)
 - Legal studies majors (+2%)
- Regional participation increases over last year include Asia (+3%), Latin America (+1%), the Middle East/N. Africa (+2%) and Sub-Saharan Africa (+1%).
- Seven MSU colleges improved their overall percentage in participation with the College of Engineering rising by 26% and the College of Veterinary Medicine more than doubling participation over last year.
- Honors College members represented 17% of all education abroad participants. HC participation rose by 12% over last year.
- Seven MSU colleges had a higher percentage of students abroad compared with their on-campus populations.
- Among the MSU students who graduated in the 2017-18 academic year, 20.6% participated in education abroad. The highest percentage of graduates with education abroad experience coming from the residential colleges of RCAH (63%), James Madison (58%), and Lyman Briggs (32%).
- While the percentage of males abroad did not increase, the total number of males participating rose by 2% over last year.
- Participation rose roughly 1% each among Hispanic/Latinx, Black/African American and Asian/Native Hawaiian students.
- The percentage of students conducting research abroad increased by 2% as did the number of programs offered (+3).
- Students participating in multiple programs continues to rise. 14% of students had already participated in education abroad prior to their 2017-18 program.
 - For one student, this was their 7th program
 - Of the "repeat offenders," 21% began with a First-year Seminar Abroad and 16% went from a short-term to a semester-long program

PARTICIPATION OVERVIEW

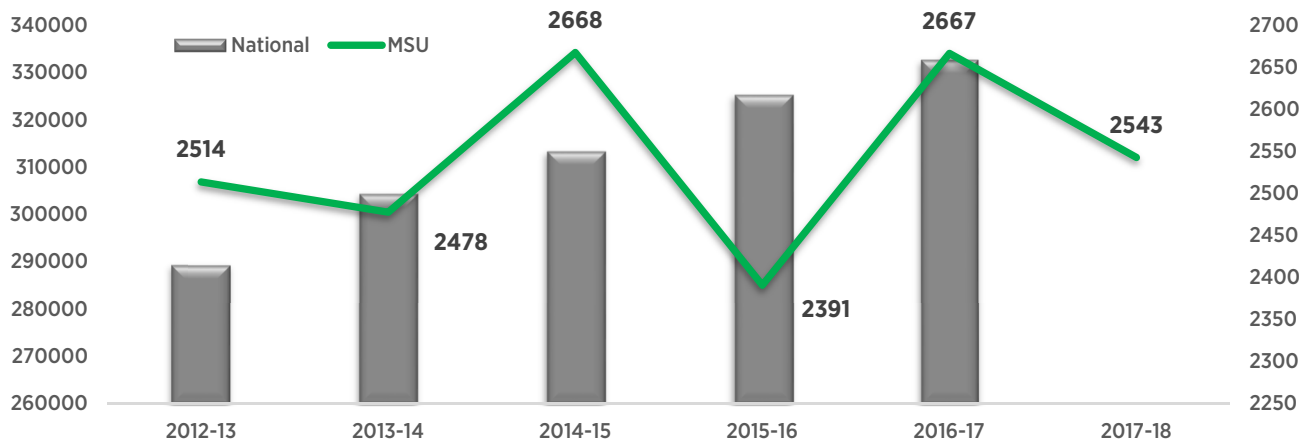
In 2017-18, participation decreased approximately 4% over the previous academic year.

MSU EA participation	2017-18
MSU students*	2543
Undergraduates*	2208
Graduate students*	335
MSU international students	212
Non-MSU students	52
TOTAL STUDENTS	2807

10-year MSU participation*



MSU vs National EA participation*



*US citizens/permanent resident only

BENCHMARK COMPARISONS

Open Doors

Open Doors is the annual report produced by the Institute of International Education and provides the latest statistics and trends on international students in the United States and U.S. students engaged in education abroad. This annual report on enrollment numbers is often referred to as a ranking but it does not contain any indicators of quality other than enrollment.

The majority of the report **counts only those students who are U.S. citizens/permanent residents** who receive academic credit from an accredited U.S. institution of higher education. Students who travel and take courses abroad without receiving academic credit are not reported in the figures below, nor are students who are enrolled overseas for degrees from non-U.S. institutions.

IIE 2018 Open Doors table of the top 25 institutions based on enrollment

TOP 25 INSTITUTIONS AWARDING CREDIT FOR STUDY ABROAD, RANKED BY STUDENT TOTAL, 2016/17

RANK	Institution	City	State	Total
1	New York University	New York	NY	4,436
2	Texas A&M University - College Station	College Station	TX	3,848
3	University of Michigan - Ann Arbor	Ann Arbor	MI	3,214
4	University of Texas - Austin	Austin	TX	3,129
5	San Diego State University	San Diego	CA	3,039
6	Indiana University - Bloomington	Bloomington	IN	2,839
7	Ohio State University - Columbus	Columbus	OH	2,712
8	Michigan State University	East Lansing	MI	2,667
9	University of Minnesota - Twin Cities	Minneapolis	MN	2,576
10	Arizona State University - Tempe	Tempe	AZ	2,414
11	Florida State University	Tallahassee	FL	2,379
12	University of Virginia - Charlottesville	Charlottesville	VA	2,362
13	University of Georgia	Athens	GA	2,317
14	University of Pennsylvania	Philadelphia	PA	2,311
15	University of California - Los Angeles	Los Angeles	CA	2,302
16	University of Wisconsin - Madison	Madison	WI	2,276
17	University of North Carolina - Chapel Hill	Chapel Hill	NC	2,244
18	Pennsylvania State University - University Park	University Park	PA	2,220
19/20	Purdue University - West Lafayette	West Lafayette	IN	2,149
19/20	Brigham Young University	Provo	UT	2,149
21	University of Florida	Gainesville	FL	2,123
22	University of Washington	Seattle	WA	2,083
23	Northeastern University - Boston	Boston	MA	1,963
24	University of Illinois - Urbana-Champaign	Champaign	IL	1,945
25	Cornell University	Ithaca	NY	1,929

When looking at the national scale it is important to understand the most recent version of *Open Doors* lags a year behind.

The 2018 report released in November covers students studying between fall 2016 through summer 2017.

The table below compares MSU to the most recent *Open Doors* data, the Big Ten Academic Alliance, and the MSU campus (where applicable).

2016-17	EA National participation* <i>IIE Open Doors 2018</i>	EA MSU participation*	EA BIGTEN participation* <i>BTAA Benchmark 2018</i>	MSU campus enrollment <i>MSU Registrar, Fall 2016</i>
Total number of students	332,727	2,667	27,935	50,344
Undergrad participation rate	16.0%	26.4%**	n/a	76.3%
Participation by Gender				
Male	32.7%	34.9%	36.7%	48.3%
Female	67.3%	65.1%	63.0%	51.7%
Participation by Class Standing				
Freshman	4.0%	6.6%	3.7%	18.6%
Sophomore	13.2%	7.5%	12.6%	17.2%
Junior	33.0%	27.5%	34.2%	19.3%
Senior	27.4%	44.1%	35.4%	21.2%
Graduate	12.3%	14.3%	13.7%	20.5%
Participation by Ethnicity				
White	70.8%	71.5%	72.9%	65.7%
Hispanic/Latino	10.2%	7.6%	6.3%	4.1%
Black/African American	6.1%	7.9%	5.3%	6.6%
Asian/Native Hawaiian or Other Pacific Islander	8.2%	4.9%	8.1%	5.0%
American Indian or Alaska Native	0.4%	0.3%	0.2%	0.3%
Multiracial	4.3%	3.6%	4.1%	2.7%
Participation - by Duration				
Long-term (academic year)	2.3%	0.7%	1.6%	n/a
Mid-length (semester-length)	33.1%	14.7%	29.5%	n/a
Short-term (8 weeks and less)	64.6%	84.6%	69.6%	n/a
<i>*US citizen/permanent resident only</i>				
<i>**All MSU students</i>				

2016-17	EA National participation*	EA MSU participation*	EA BIGTEN participation*	MSU campus enrollment
	<i>IIE Open Doors 2018</i>		<i>BTAA Benchmark 2018</i>	<i>MSU Registrar, Fall 2016</i>
Top 10 destinations of EA participants				
1	United Kingdom	United Kingdom	Spain	n/a
2	Italy	Italy	Italy	n/a
3	Spain	Mexico	United Kingdom	n/a
4	France	Spain	China	n/a
5	Germany	Australia	Australia	n/a
6	China	South Africa	Germany	n/a
7	Ireland	Greece/Japan (tie)	France	n/a
8	Australia	Greece/Japan (tie)	Ireland	n/a
9	Costa Rica	Cuba	South Africa	n/a
10	Japan	Germany	India	n/a
Participation - by Area of Study				
Science, Technology, Engineering & Math	25.8%	35.8%	25.2%	46.4%
Business and Management	20.7%	19.2%	22.4%	15.3%
Social Sciences	17.2%	16.7%	11.4%	14.6%
Foreign language and International Studies	7.3%	5.7%	6.1%	2.1%
Fine or applied arts	6.3%	3.6%	3.3%	1.4%
Communications/Journalism	5.6%	8.9%	5.8%	7.2%
Humanities	3.6%	3.7%	4.8%	2.5%
Education	3.3%	2.1%	2.9%	7.0%
Legal Studies and Law Enforcement	1.6%	3.4%	0.8%	n/a
Undeclared	1.9%	0.8%	2.0%	2.1%
Other	6.8%	--	--	1.4%

**US citizen/permanent resident only*

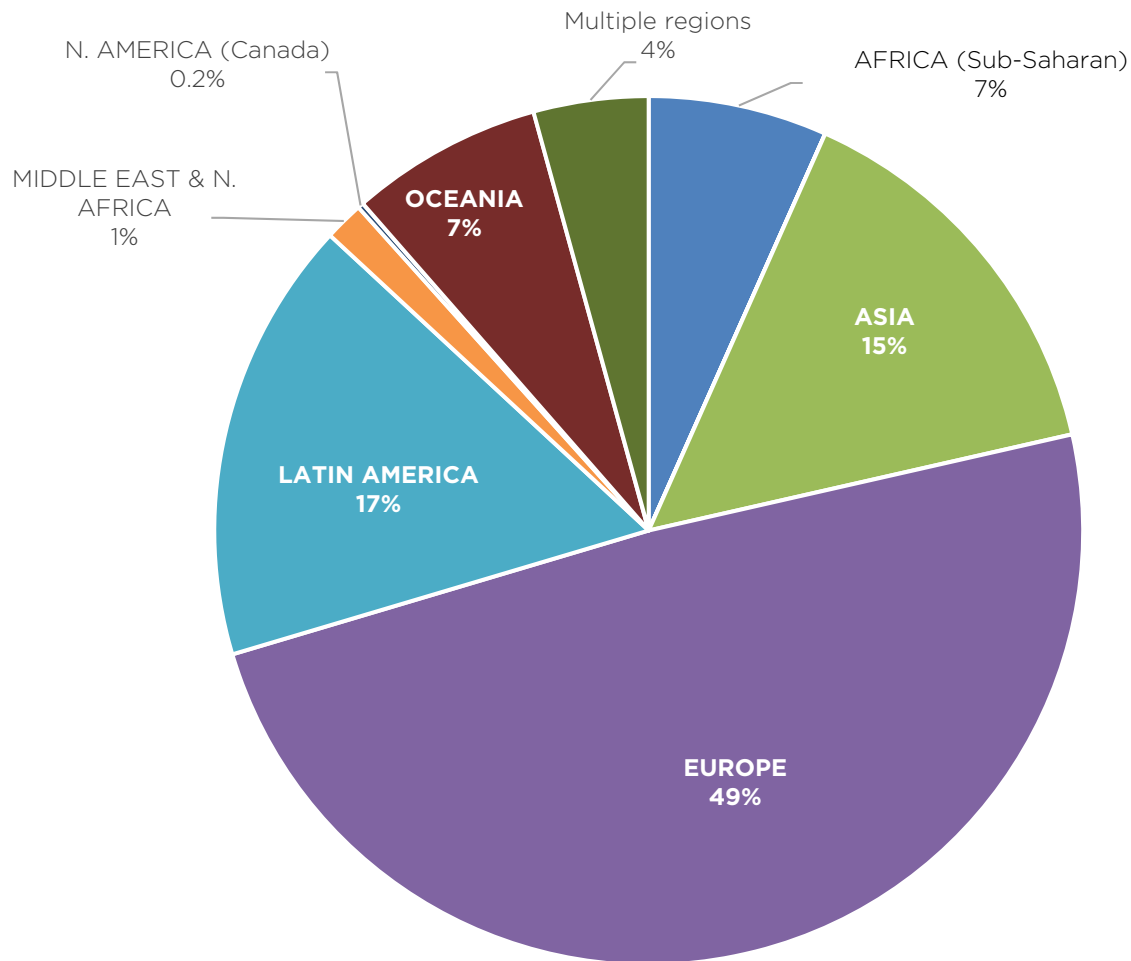
REGIONAL PARTICIPATION

Consistent with the national trend, Europe topped the charts for the most popular region with students traveling to the United Kingdom more than any other country according to Open Doors.

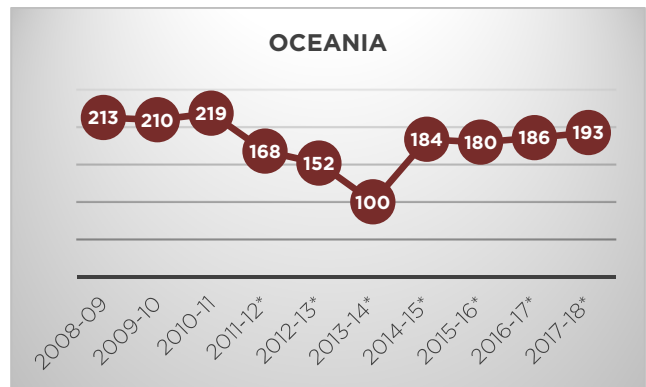
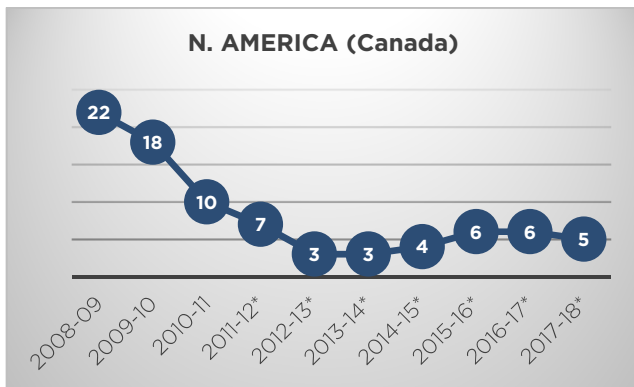
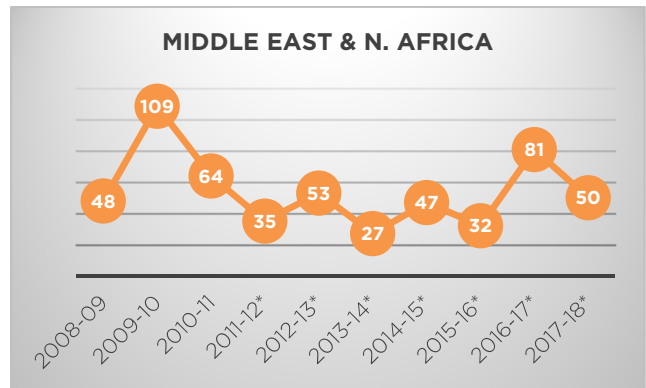
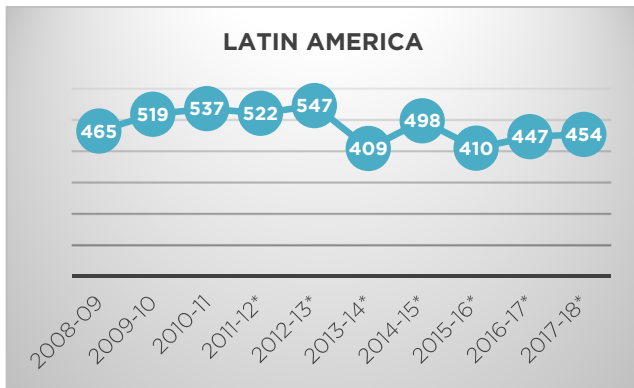
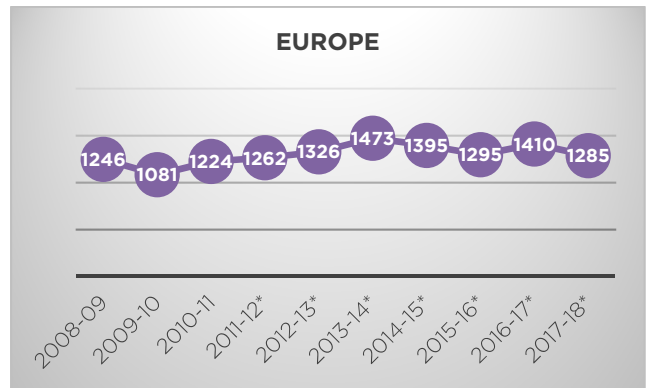
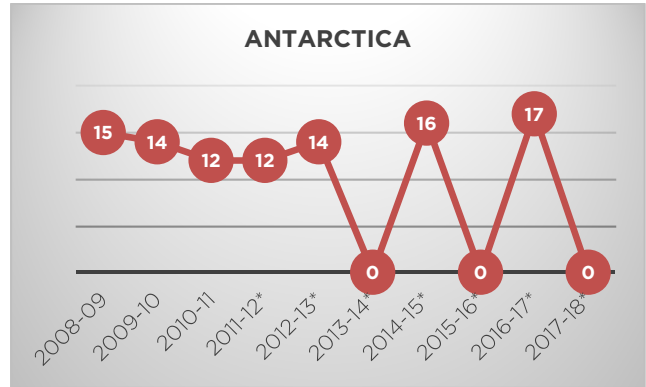
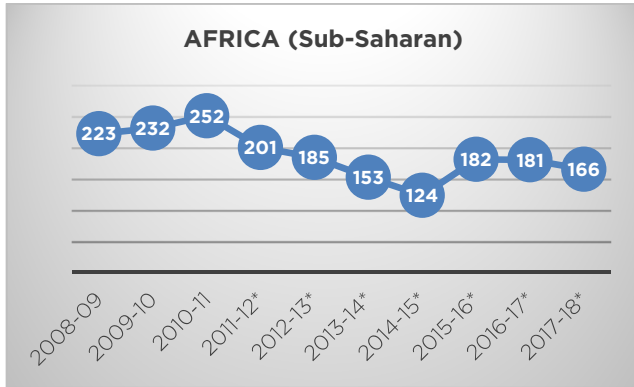
MSU EA participation by Region (17-18)

	All students	MSU	MSU*
AFRICA (Sub-Saharan)	187	171	166
ANTARCTICA	0	0	0
ASIA	415	396	271
EUROPE	1374	1353	1285
LATIN AMERICA	463	460	454
MIDDLE EAST & N. AFRICA	41	50	50
N. AMERICA (Canada)	6	6	5
OCEANIA	201	200	193
Multiple regions	120	119	119

**US citizen/permanent resident only*



10-year EA participation by Region*



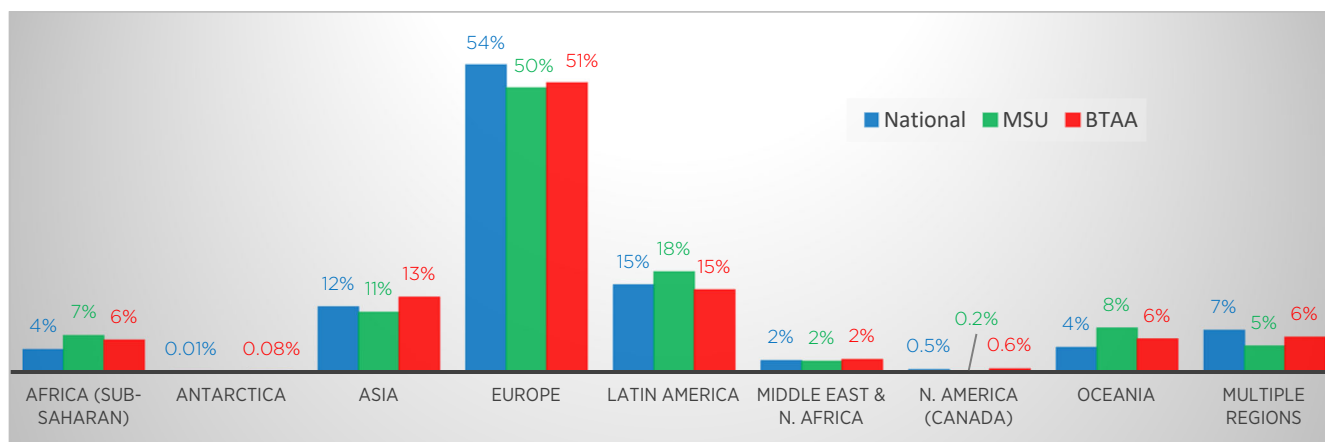
*US citizen/permanent resident only

MSU vs. National and Big10 Participation by Region*

	National		MSU		BTAA	
AFRICA (Sub-Saharan)	13433	4%	166	7%	1633	6%
ANTARCTICA	46	0.01%	0	0%	23	0%
ASIA	38621	12%	271	11%	3801	13%
EUROPE	181145	54%	1285	50%	14646	51%
LATIN AMERICA	51513	15%	454	18%	4176	15%
MIDDLE EAST & N. AFRICA	6901	2%	50	2%	653	2%
N. AMERICA (Canada)	1639	0%	6	0.2%	179	1%
OCEANIA	14639	4%	200	8%	1686	6%
Multiple regions	24790	7%	119	5%	1775	6%

IIE Open Doors 2018

BTAA Benchmark 2018



*US citizen/permanent resident only

MSU EA participation by Country (17-18)

COUNTRY	All MSU	MSU*	COUNTRY	All MSU	MSU*	COUNTRY	All MSU	MSU*
Argentina	22	19	Ghana	5	5	Norway	11	9
Australia	131	124	Greece	70	68	Peru	50	50
Austria	1	1	Guatemala	7	7	Philippines	5	5
Azerbaijan	1	1	Hungary	21	20	Poland	22	22
Bahamas	4	4	Iceland	13	13	Portugal	1	1
Belgium	37	35	India	28	26	Russia	12	9
Belize	39	39	Ireland	58	57	Singapore	2	1
Bulgaria	1	1	Israel	17	17	South Africa	101	101
Canada	6	5	Italy	232	215	South Korea	51	39
Chile	2	2	Japan	74	65	Spain	152	145
China	155	58	Jordan	8	8	Sri Lanka	13	13
Costa Rica	13	12	Kenya	18	18	Sweden	5	5
Croatia	10	10	Malawi	31	31	Switzerland	3	3
Cuba	48	47	Mexico	173	172	Tanzania	16	11
Denmark	4	4	Morocco	9	9	Turkey	1	1
Dominican Republic	35	35	Nepal	15	15	United Arab Emirates	16	16
Ecuador	36	36	Netherlands	6	6	United Kingdom	217	207
France	62	62	New Zealand	21	39			
Germany	59	50	Nicaragua	19	19			

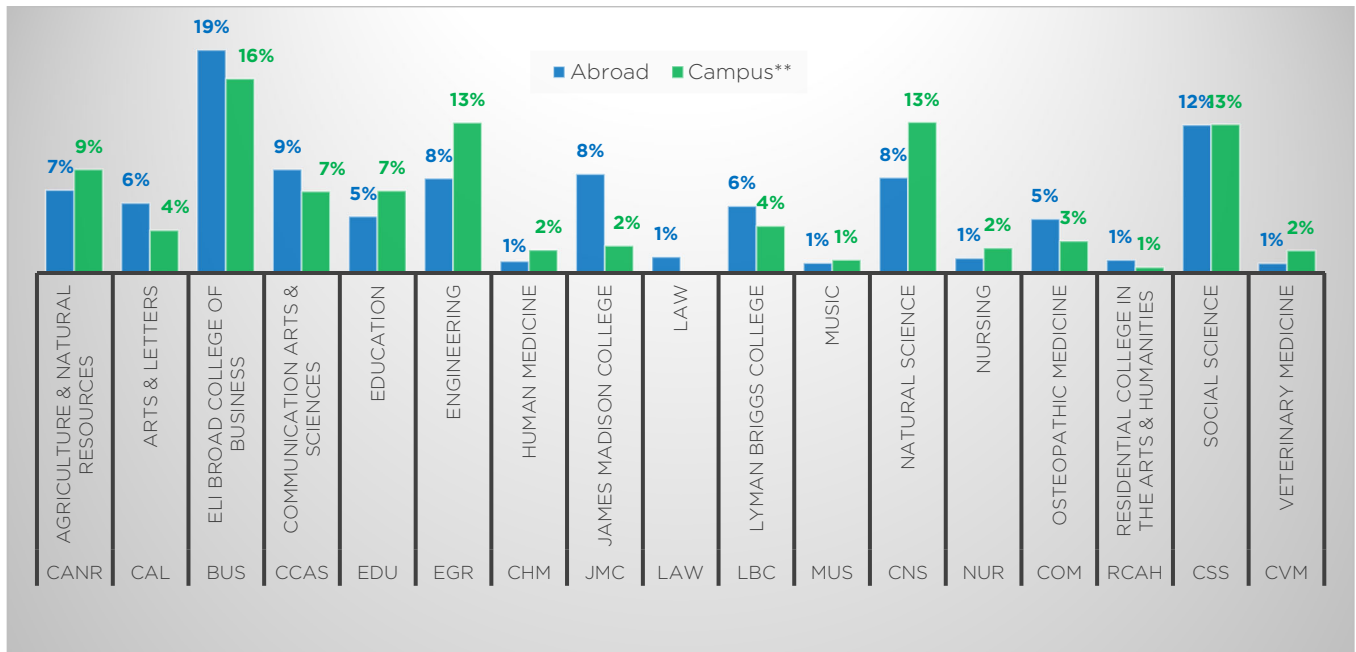
*US citizens/permanent residents only

COLLEGE PARTICIPATION

The Colleges of Business enrolls the most students on campus and this translates into the largest number of students studying abroad as well. Seven MSU colleges have a higher percentage of students abroad compared with on-campus populations.

2017-18 EA participation by MSU College

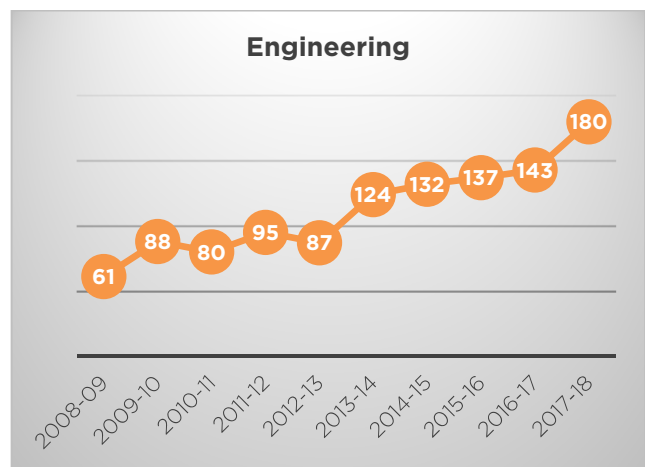
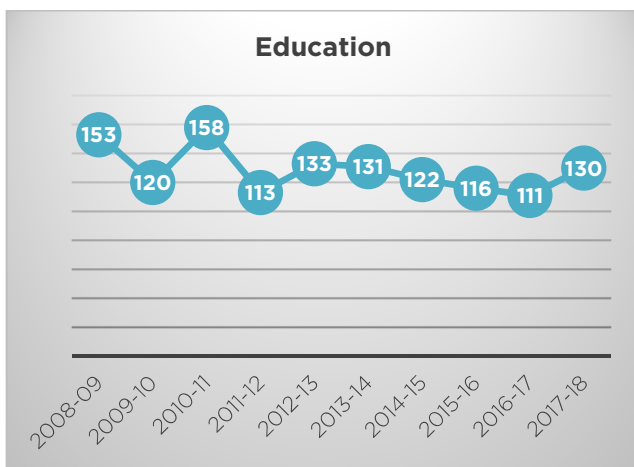
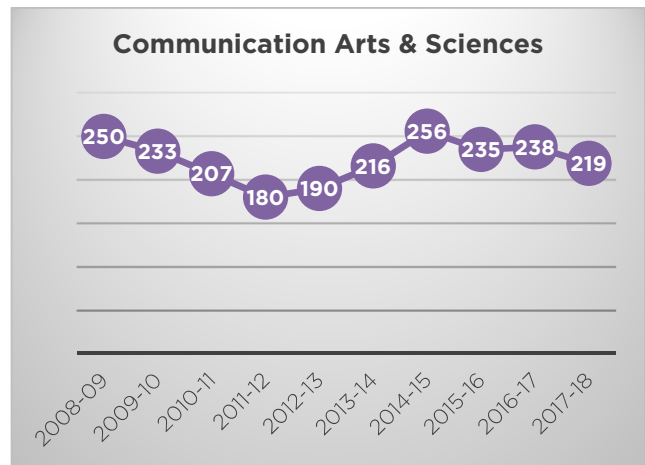
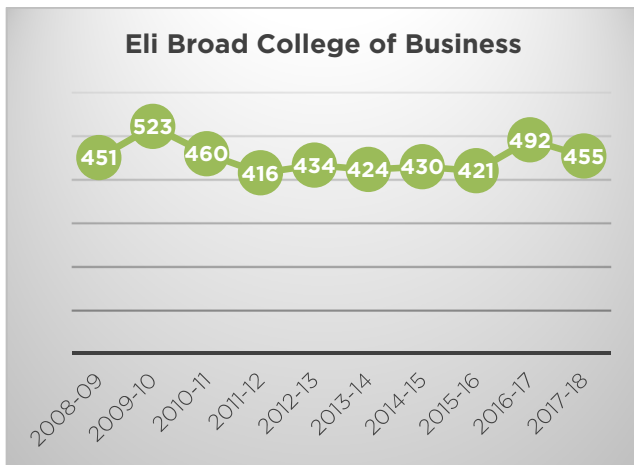
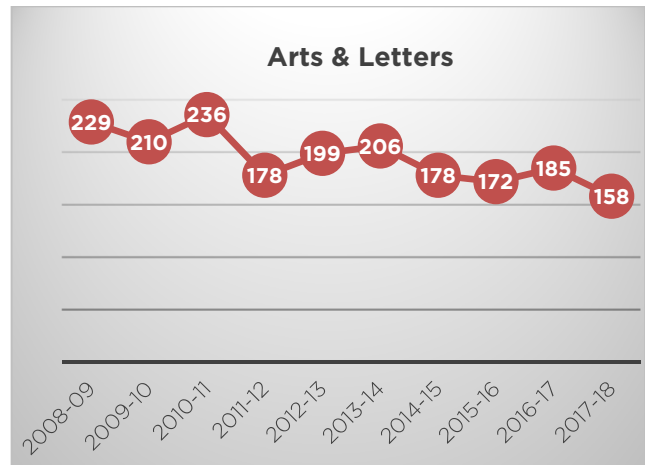
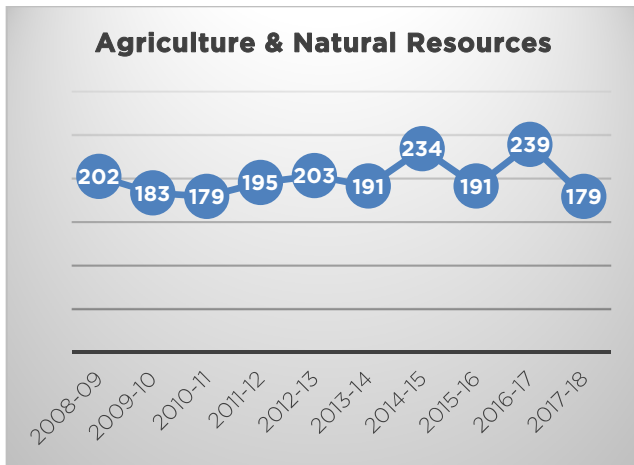
	MSU*	MSU	Abroad	Campus**
Agriculture & Natural Resources	179	193	7.0%	8.7%
Arts & Letters	158	163	5.9%	3.6%
Eli Broad College of Business	455	518	18.8%	16.4%
Communication Arts & Sciences	219	241	8.7%	6.9%
Education	130	132	4.8%	7.0%
Engineering	180	220	8.0%	12.7%
Human Medicine	28	28	1.0%	2.0%
James Madison College	224	230	8.3%	2.3%
Law	38	38	1.4%	n/a
Lyman Briggs College	156	156	5.7%	4.0%
Music	13	24	0.9%	1.1%
Natural Science	212	222	8.1%	12.7%
Nursing	35	35	1.3%	2.1%
Osteopathic Medicine	115	126	4.6%	2.7%
Residential College in the Arts & Humanities	31	31	1.1%	0.5%
Social Science	318	344	12.5%	12.5%
Veterinary Medicine	23	23	0.8%	1.9%



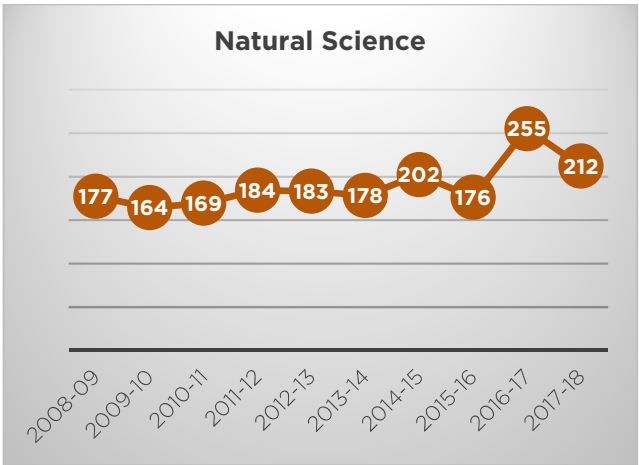
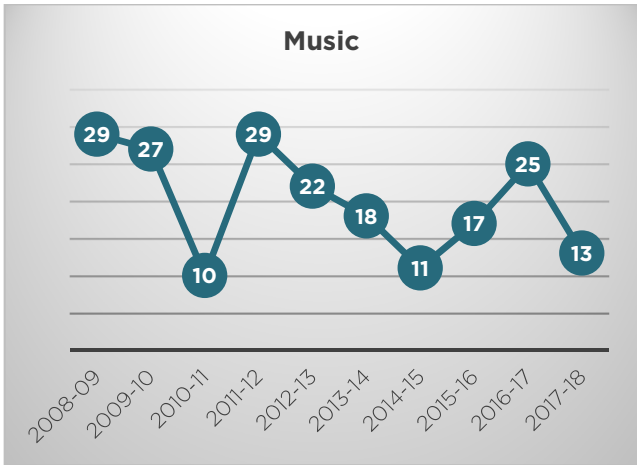
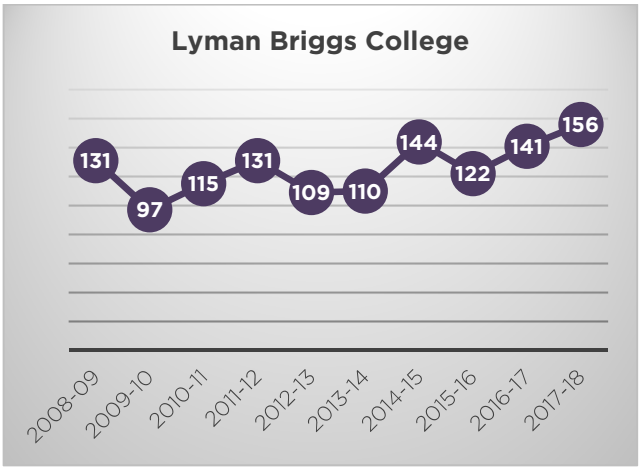
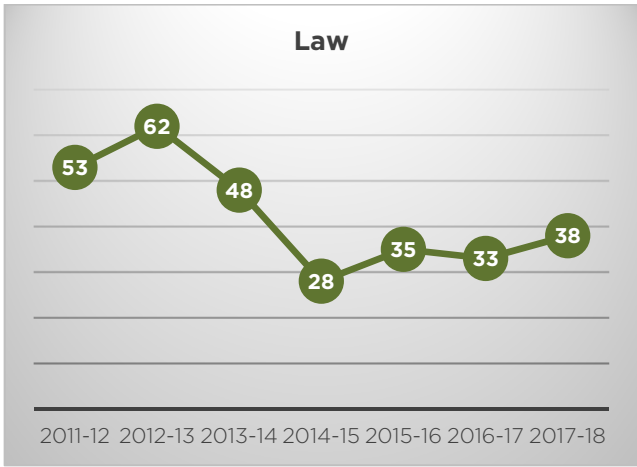
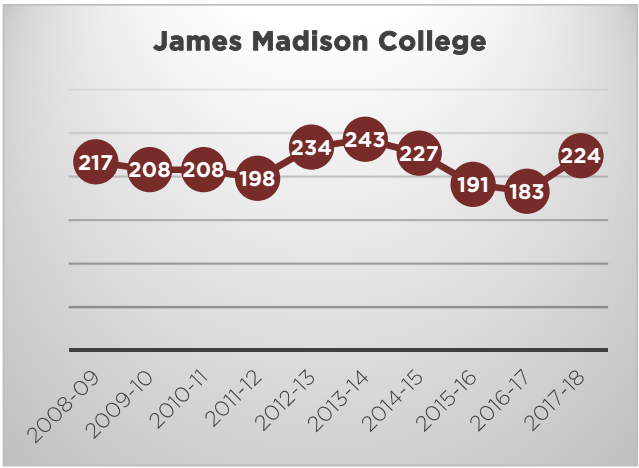
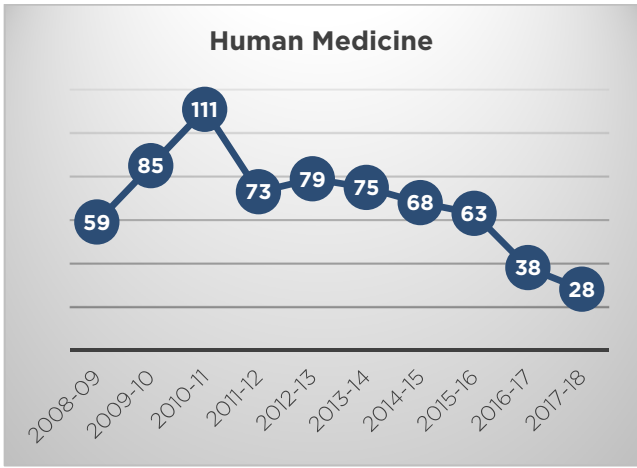
*US citizen/permanent resident only

**MSU Registrar, Fall 2017

10-year EA participation by College*

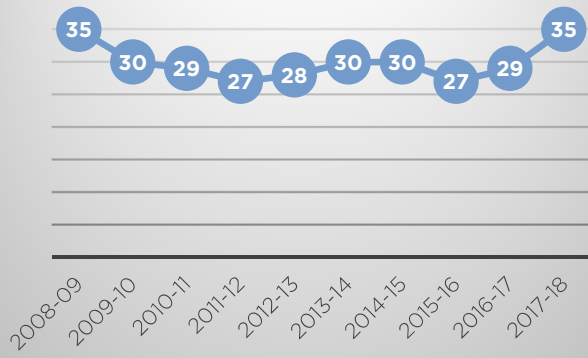


*US citizen/permanent resident only

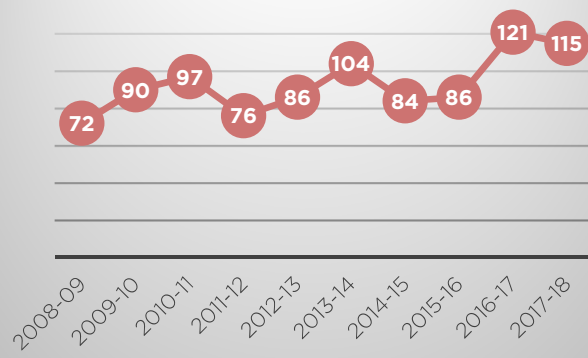


*US citizen/permanent resident only

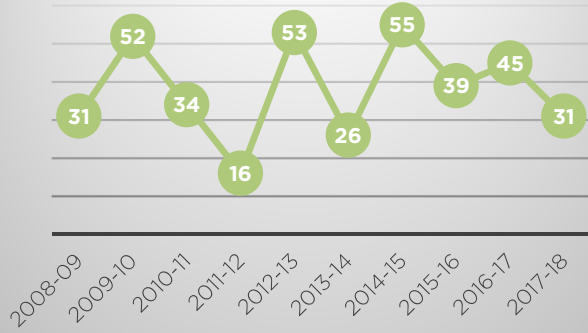
Nursing



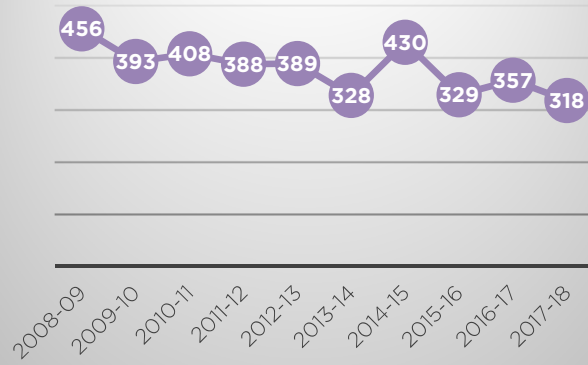
Osteopathic Medicine



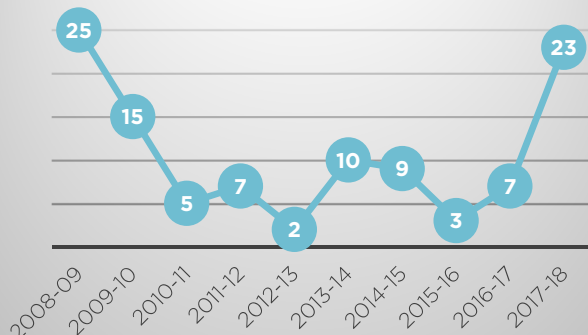
Residential College in the Arts & Humanities



Social Science



Veterinary Medicine

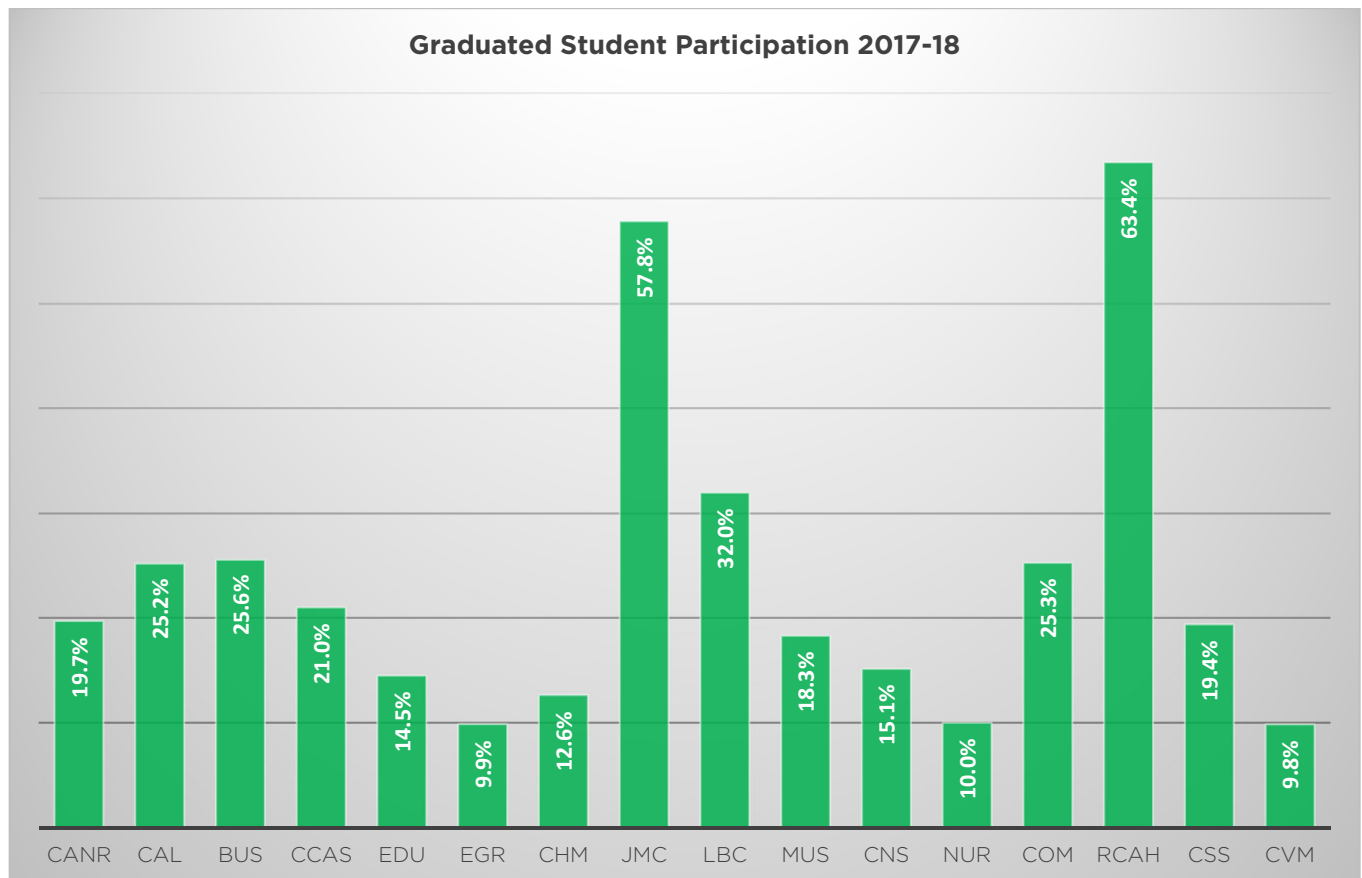


*US citizen/permanent resident only

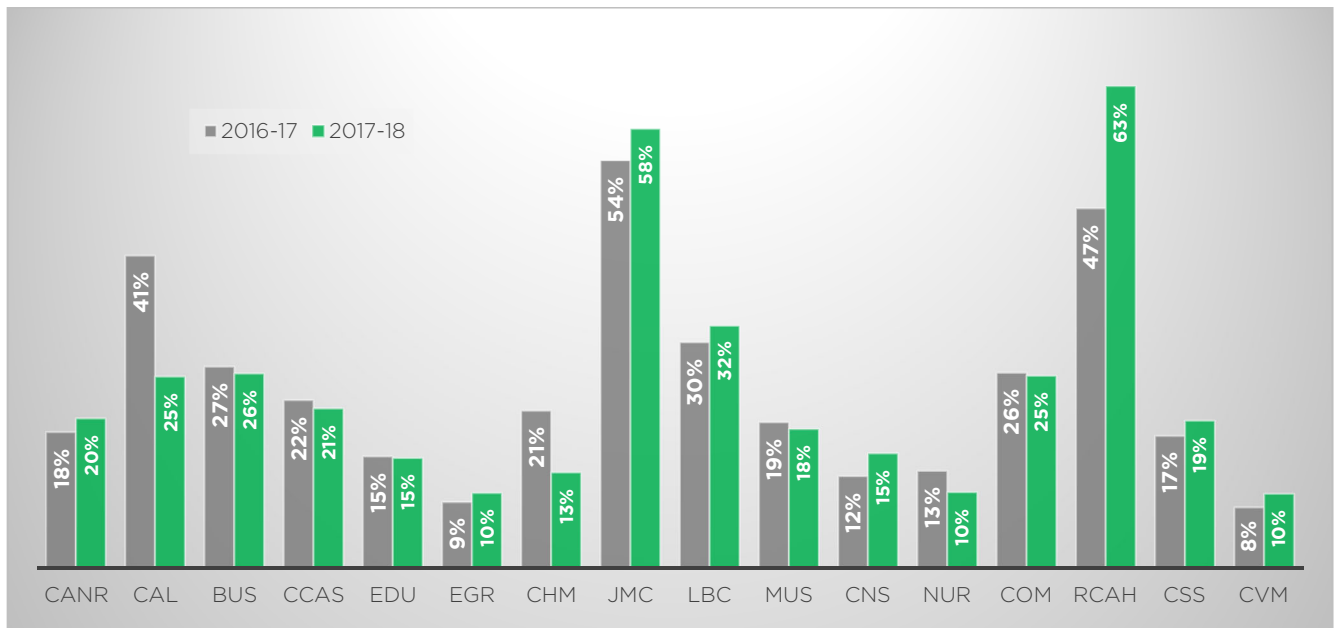
MSU EA participation by MSU College - Graduated students (17-18)**

	# of EA students	# of Degrees Conferred	EA Student Graduation %
Agriculture & Natural Resources (CANR)	225	1143	19.7%
Arts & Letters (CAL)	129	511	25.2%
Eli Broad College of Business (BUS)	569	2221	25.6%
Communication Arts & Sciences (CCAS)	254	1210	21.0%
Education (EDU)	149	1028	14.5%
Engineering (EGR)	117	1186	9.9%
Human Medicine (CHM)	34	269	12.6%
James Madison College (JMC)	148	256	57.8%
Law (LAW)	56	n/a	—
Lyman Briggs College (LBC)	118	369	32.0%
Music (MUS)	32	175	18.3%
Natural Science (CNS)	189	1249	15.1%
Nursing (NUR)	25	250	10.0%
Osteopathic Medicine (COM)	79	312	25.3%
Residential College in the Arts & Humanities (RCAH)	26	41	63.4%
Social Science (CSS)	404	2085	19.4%
Veterinary Medicine (CVM)	19	193	9.8%
	2573	12498	20.6%

**Based on MSU undergraduate and graduate students who graduated with a study abroad tracking code (MSU Registrar, 2019)



MSU EA participation by MSU College - Graduated students comparison

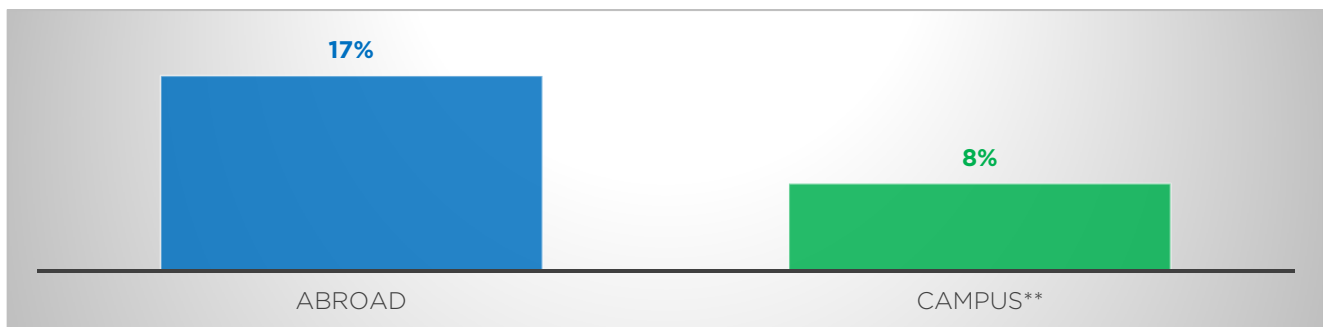


MSU EA participation - Honors College

	17-18 Total
Honors College	464
Non-honors	2291

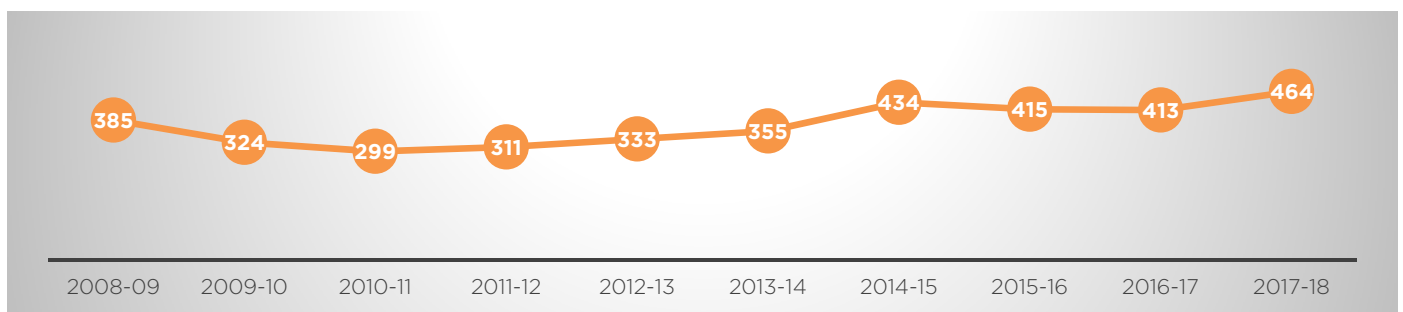
17%

Honors College Members who participated in EA in 2017-18



**MSU Registrar, Fall 2017

Honors College EA participation over past 10 years



MSU EA undergraduate participation by MSU College - Program Selection (17-18)

	Total EA undergrads	EA undergrads in program sponsored by their home college	%	EA undergrads in program NOT sponsored by their home college	%
Agriculture & Natural Resources	191	99	51.8%	92	48.2%
Arts & Letters	162	97	59.9%	65	40.1%
Eli Broad College of Business	435	281	64.6%	154	35.4%
Communication Arts & Sciences	238	144	60.5%	94	39.5%
Education	129	22	17.1%	107	82.9%
Engineering	216	93	43.1%	123	56.9%
James Madison College	230	136	59.1%	94	40.9%
Lyman Briggs College	156	39	25.0%	117	75.0%
Music	12	7	58.3%	5	41.7%
Natural Science	220	61	27.7%	159	72.3%
Nursing	35	15	42.9%	20	57.1%
Residential College in the Arts & Hum.	31	7	22.6%	24	77.4%
Social Science	310	205	66.1%	105	33.9%
Veterinary Medicine	10	3	30.0%	7	70.0%

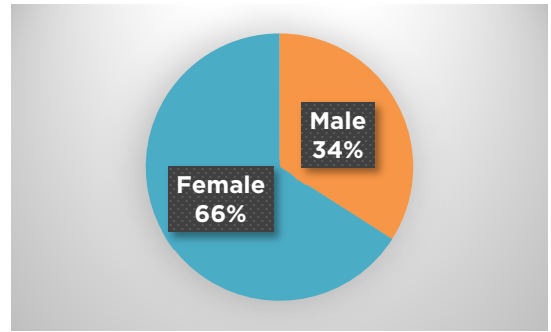
STUDENT PARTICIPATION

GENDER

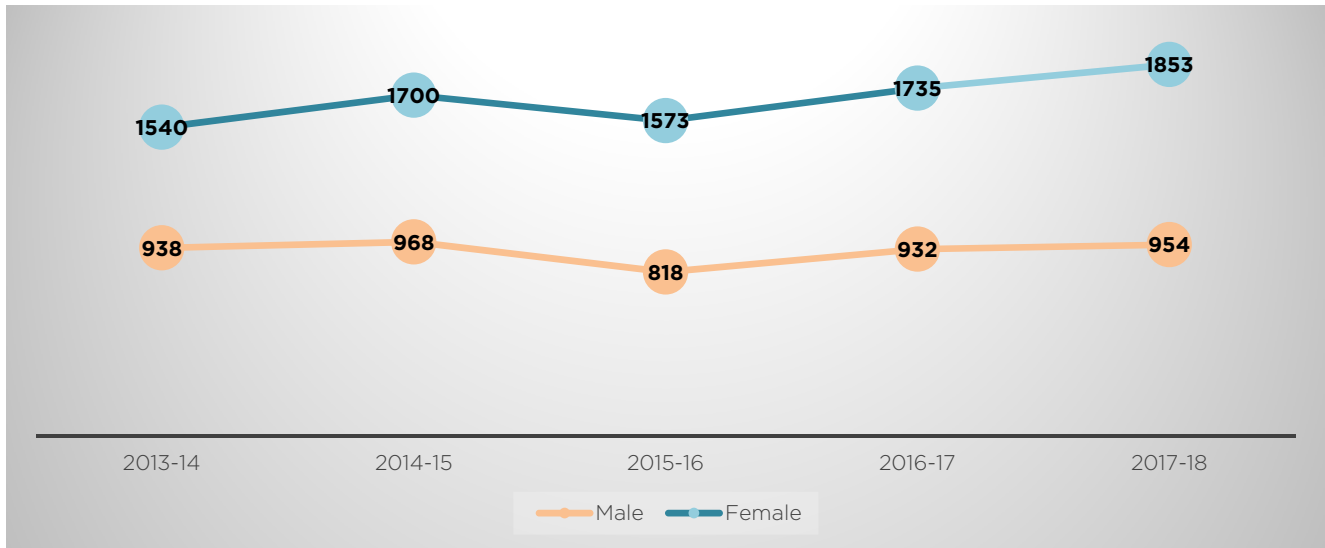
MSU EA participation by Gender (17-18)

	All students	MSU	MSU*
Male	954	938	829
Female	1853	1817	1714

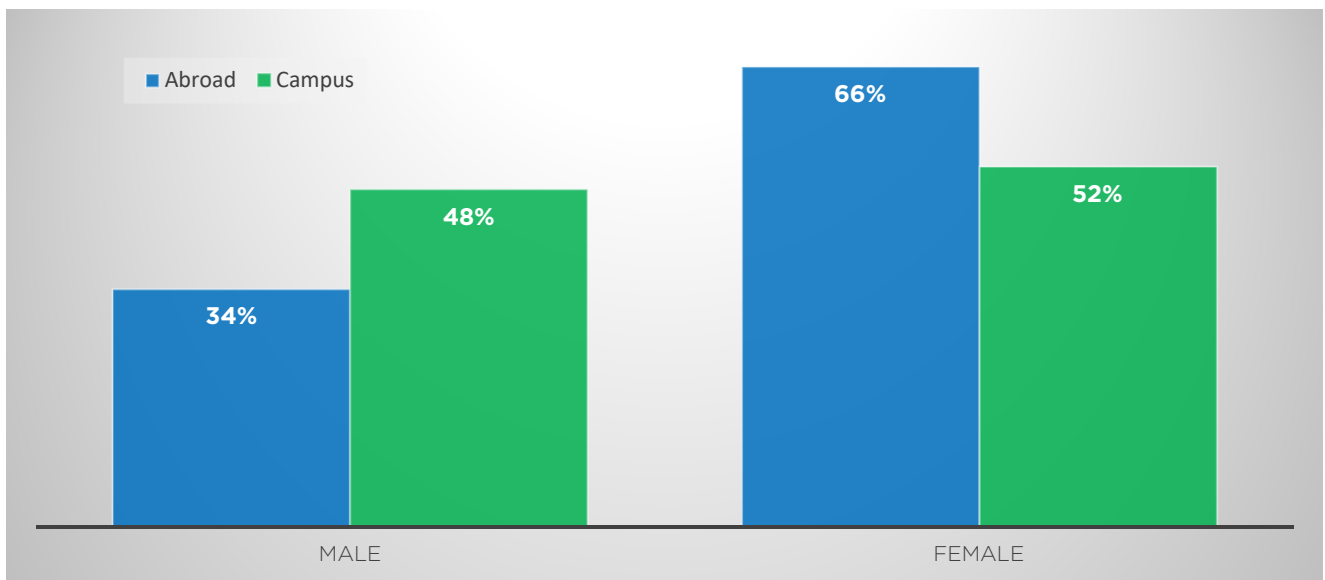
*US citizens/permanent resident only



5-year EA participation by Gender



Abroad vs. Campus Gender** (17-18)



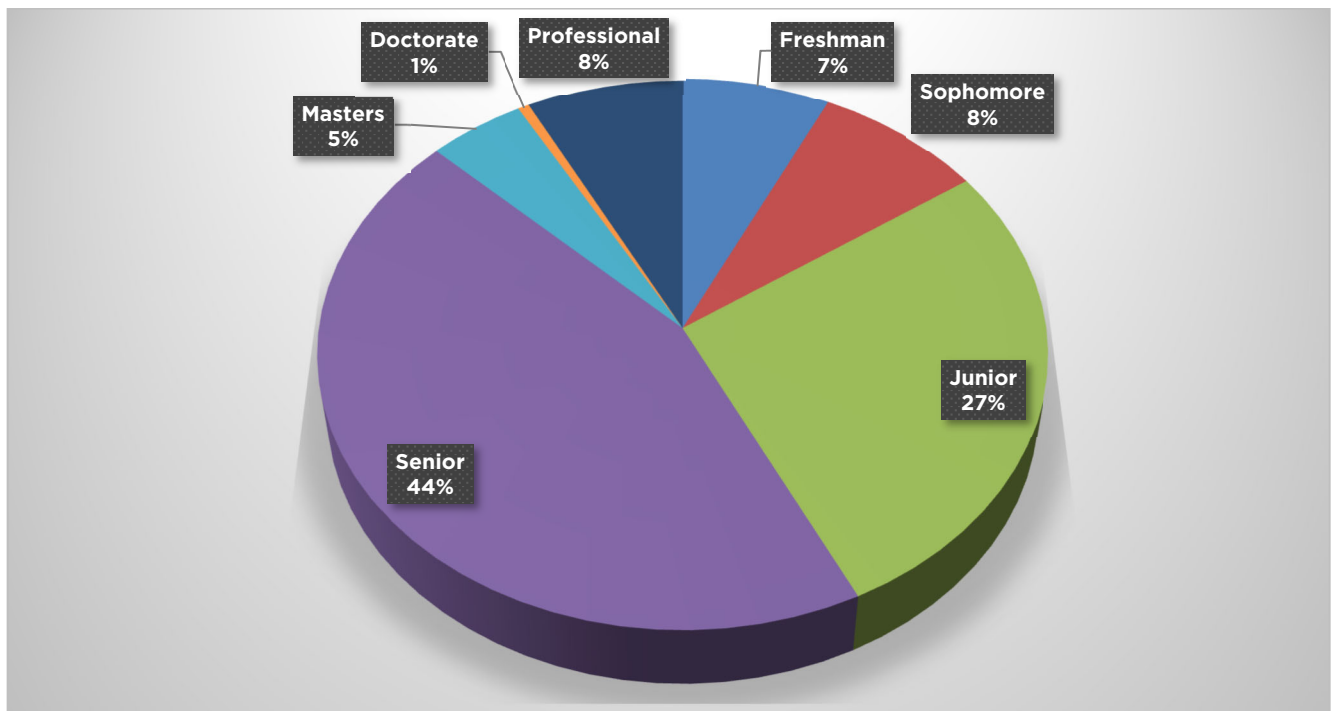
**MSU Registrar, FS17 enrollment

CLASS STANDING

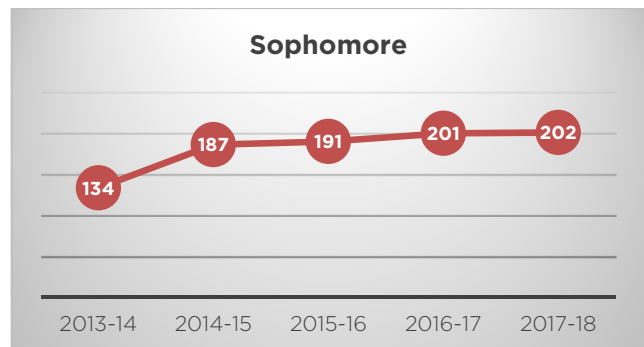
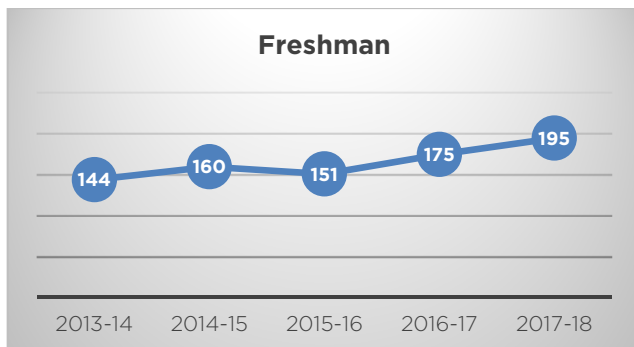
MSU EA participation by Class Standing (17-18)

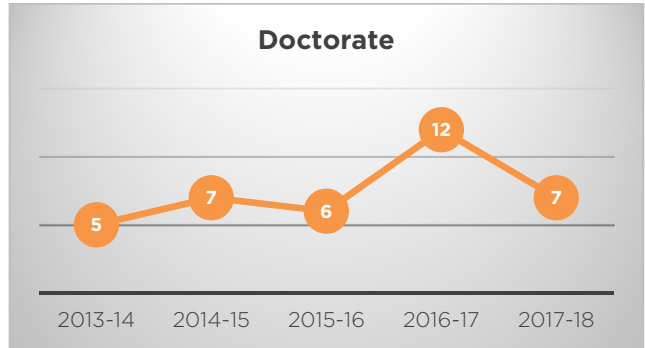
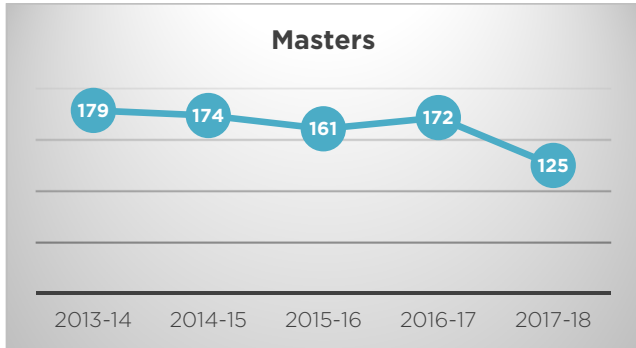
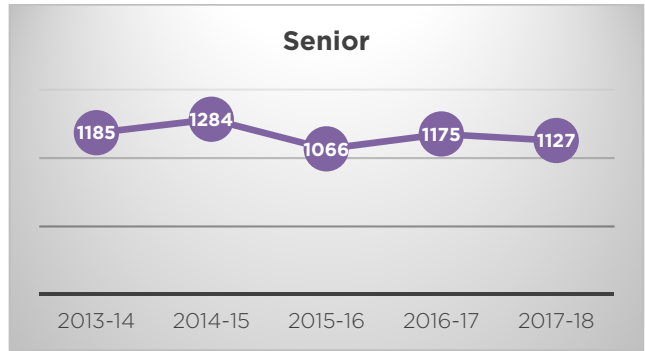
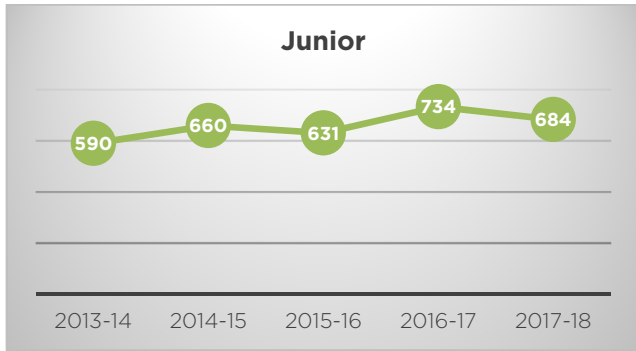
	All students	MSU	MSU*
Freshman	199	197	195
Sophomore	229	226	202
Junior	755	752	684
Senior	1226	1222	1127
Masters	130	129	125
Doctorate	15	15	7
Professional	217	209	199

*US citizen/permanent resident only

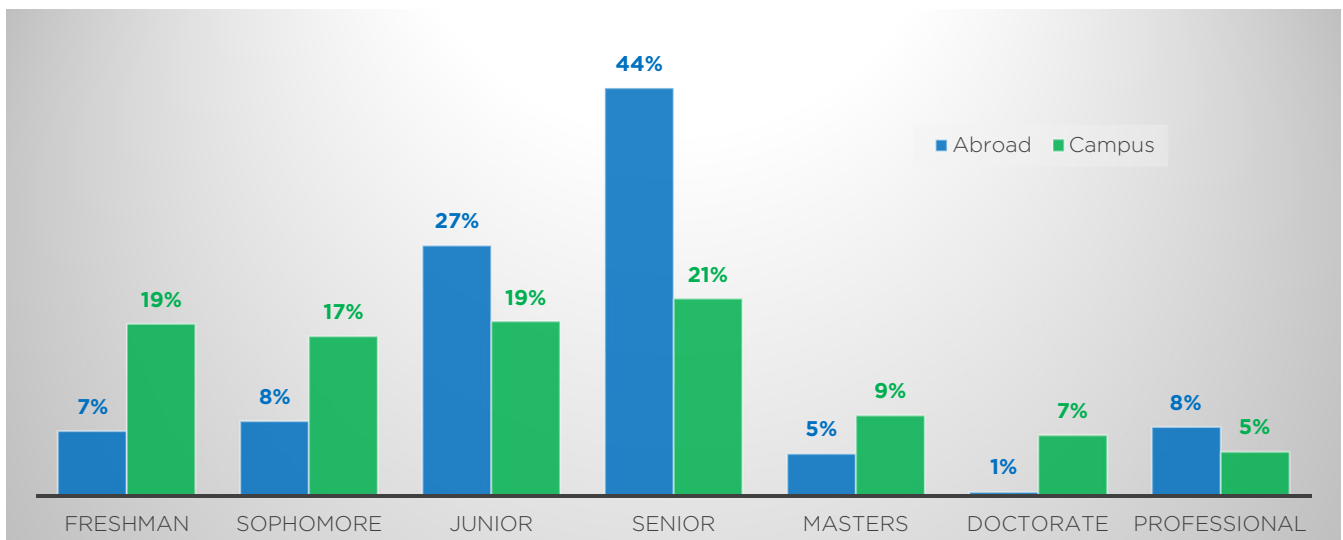


5-year EA participation by Class Standing*





Abroad vs. MSU Campus Class Standing (17-18)

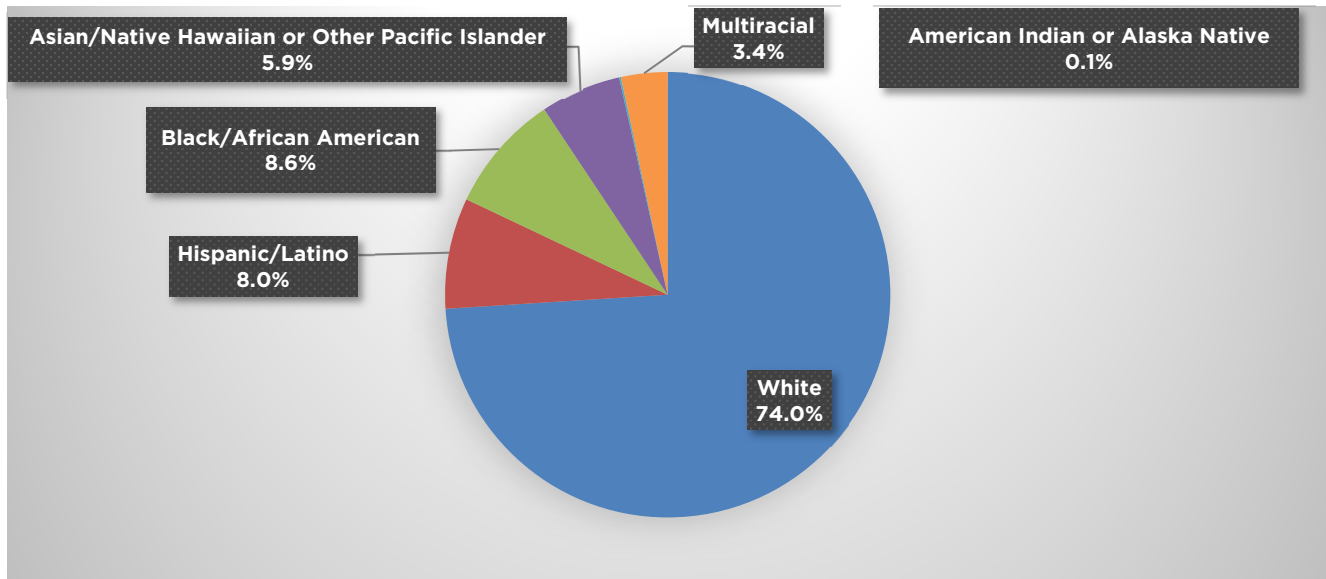


ETHNICITY

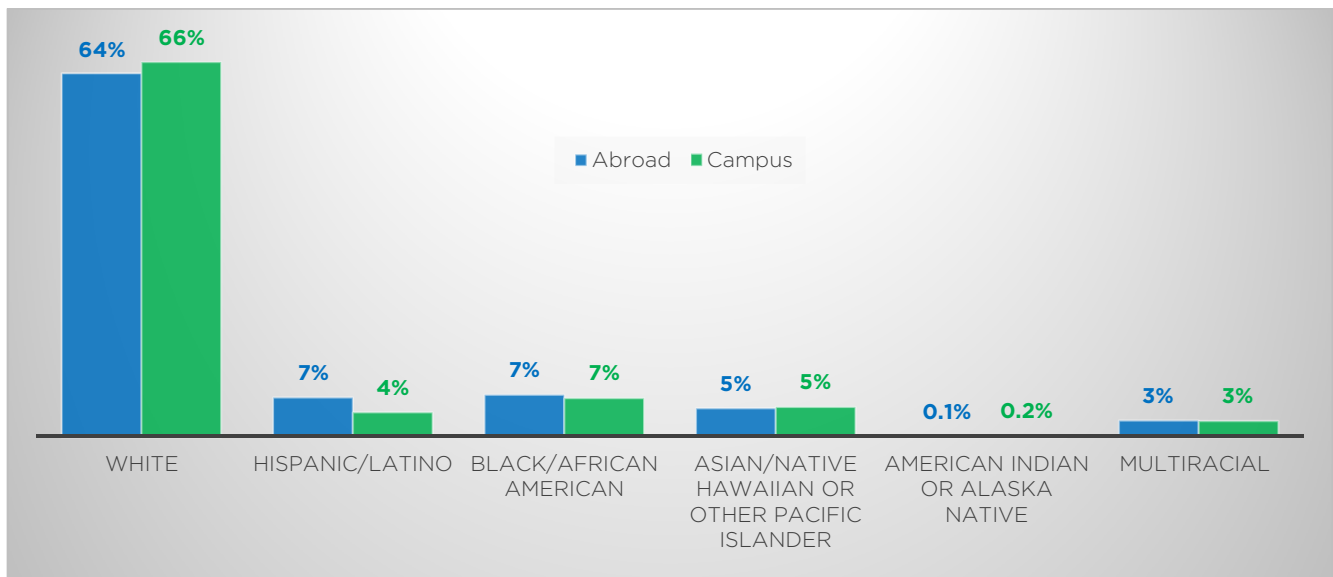
MSU EA participation - by Ethnicity (17-18)

	All students	MSU	MSU*
White	1781	1756	1754
Hispanic/Latino	195	191	191
Black/African American	205	204	204
Asian/Native Hawaiian or Other Pacific Islander	139	139	126
American Indian or Alaska Native	3	3	3
Multiracial	81	80	80

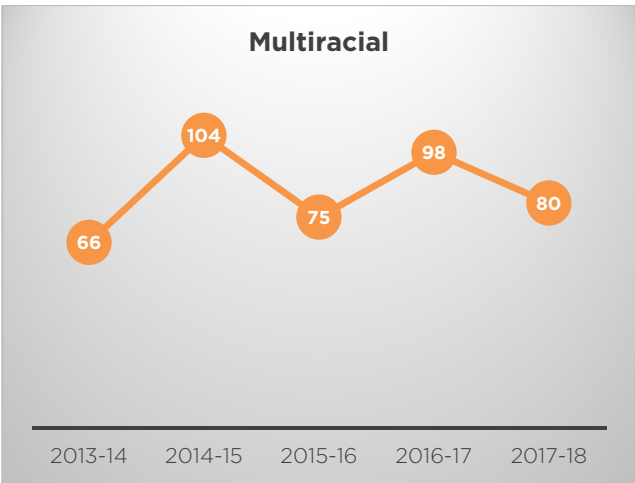
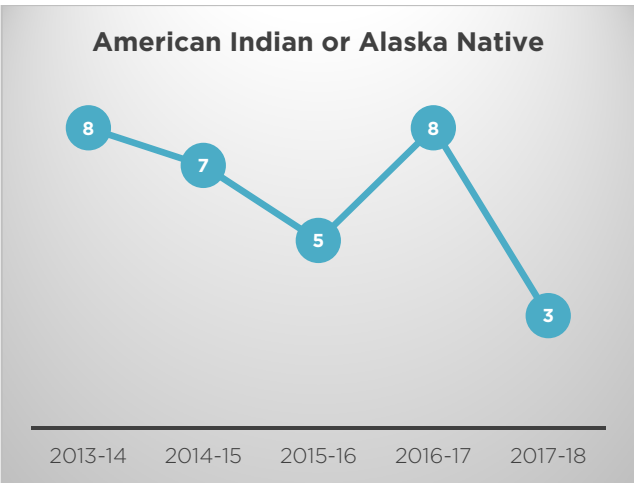
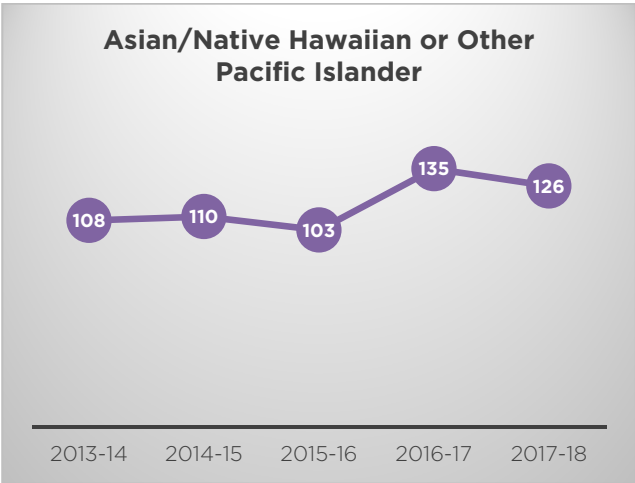
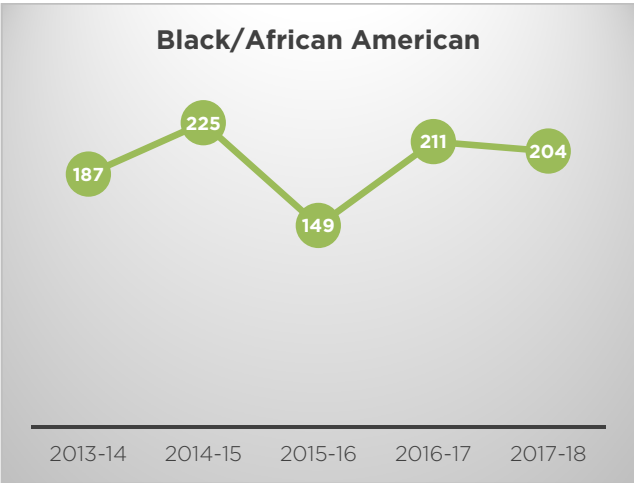
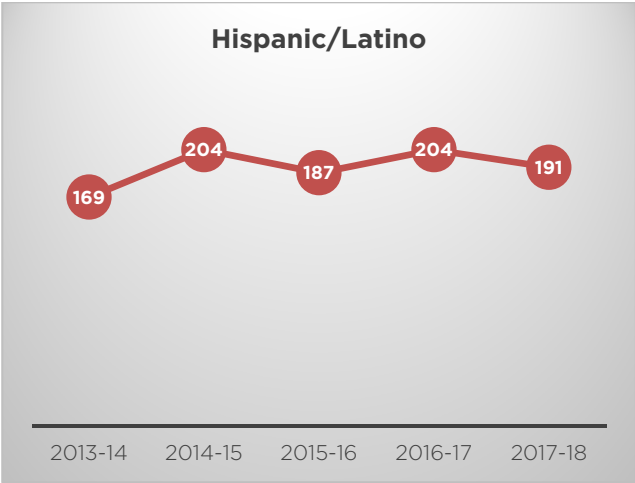
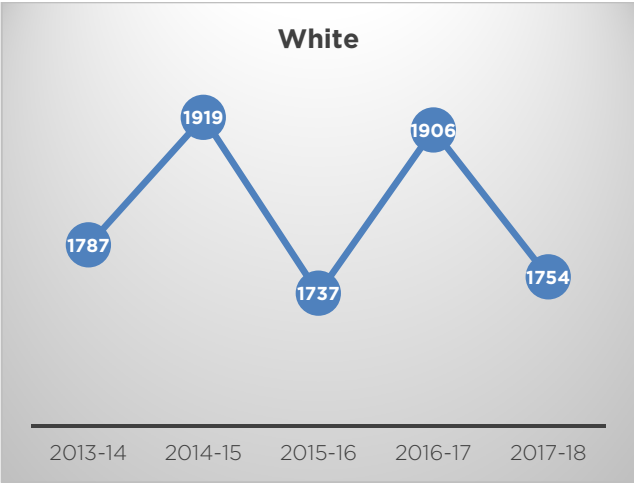
*US citizens/permanent resident only



Abroad vs. MSU Campus Ethnicity (17-18)



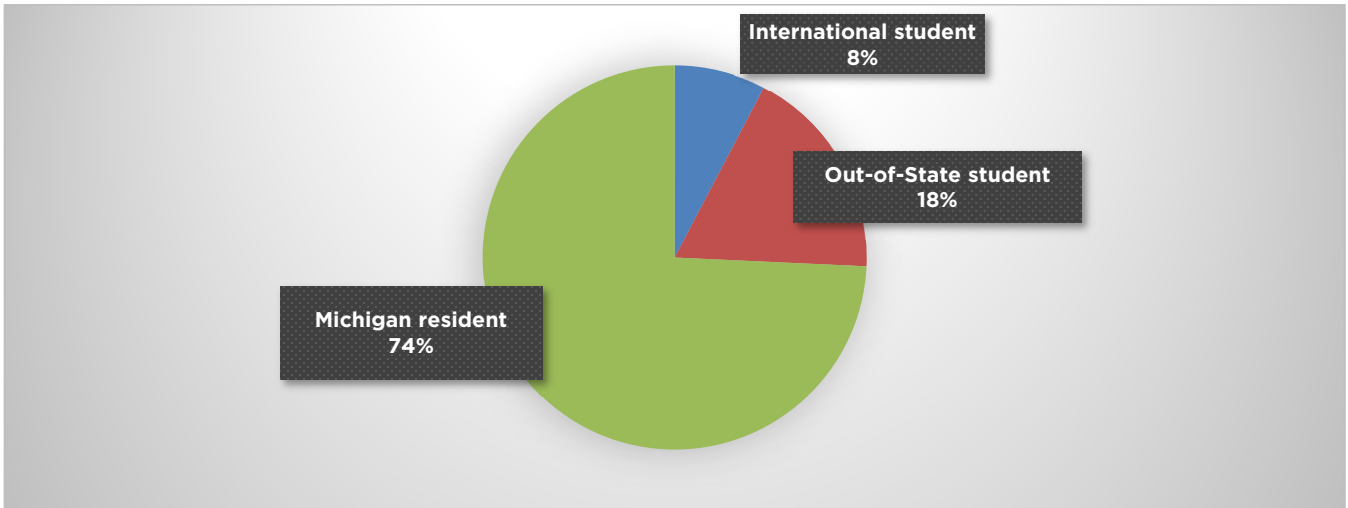
5-year EA participation by Ethnicity*



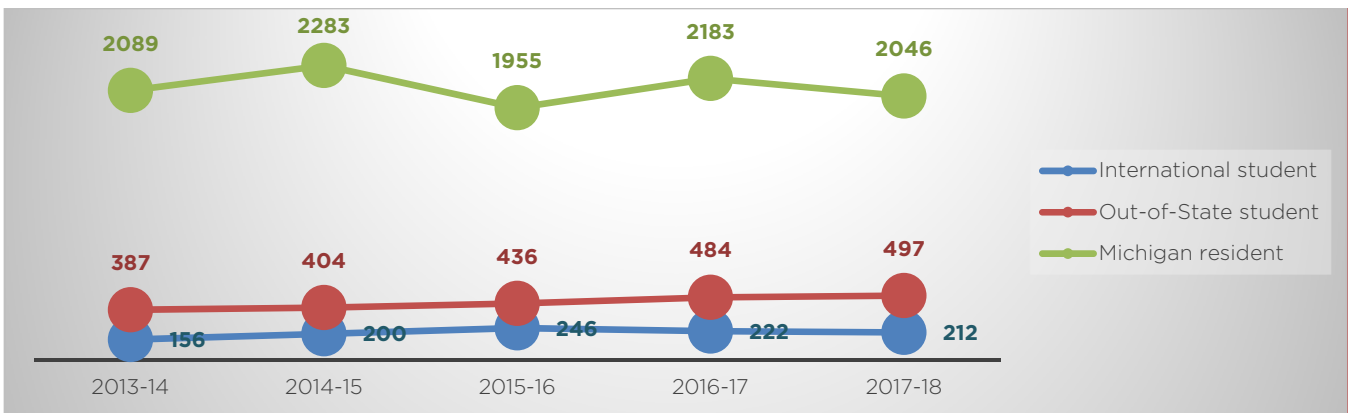
*US citizen/permanent resident only

RESIDENCY

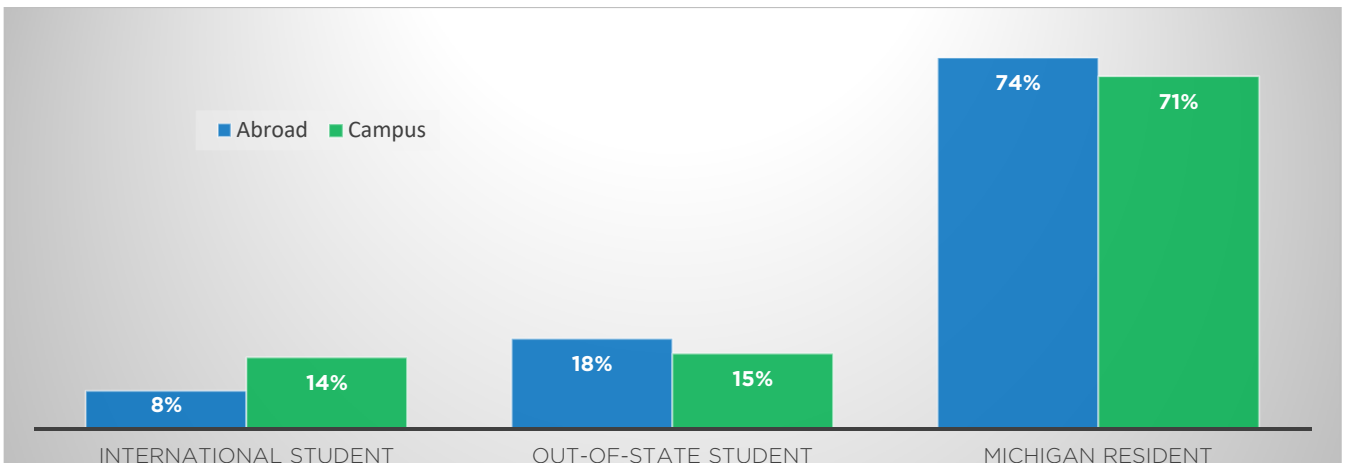
MSU EA participation by Residency (17-18)



5-year EA participation by Residency (international and out-of-state)



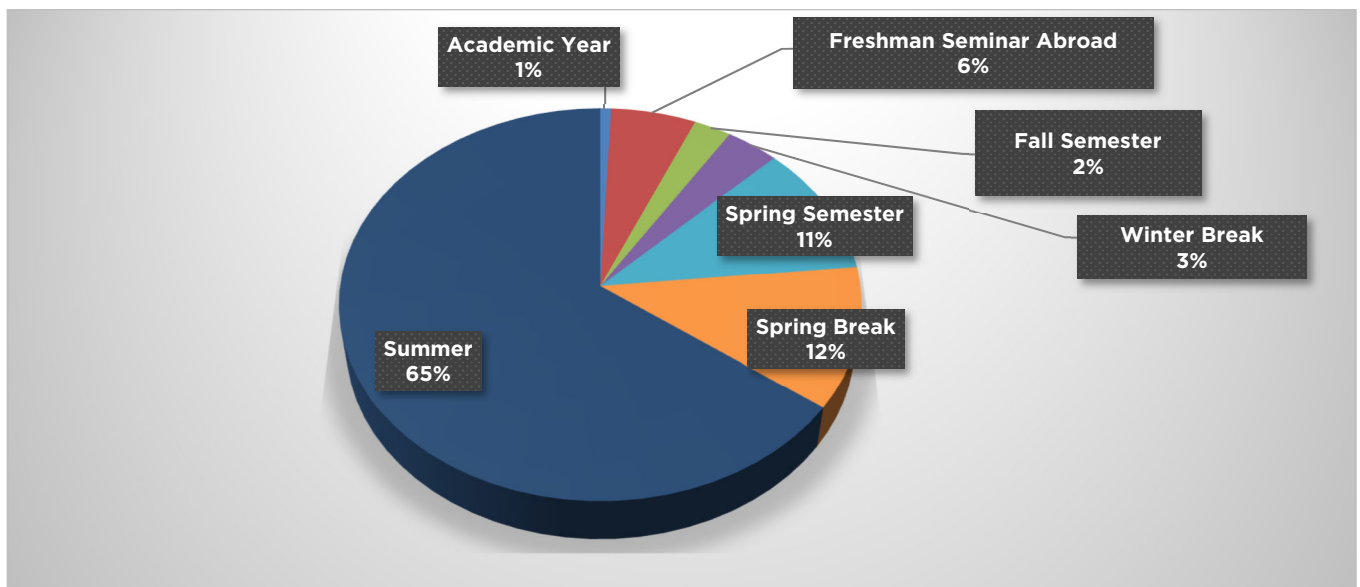
Abroad vs. MSU Campus (17-18)



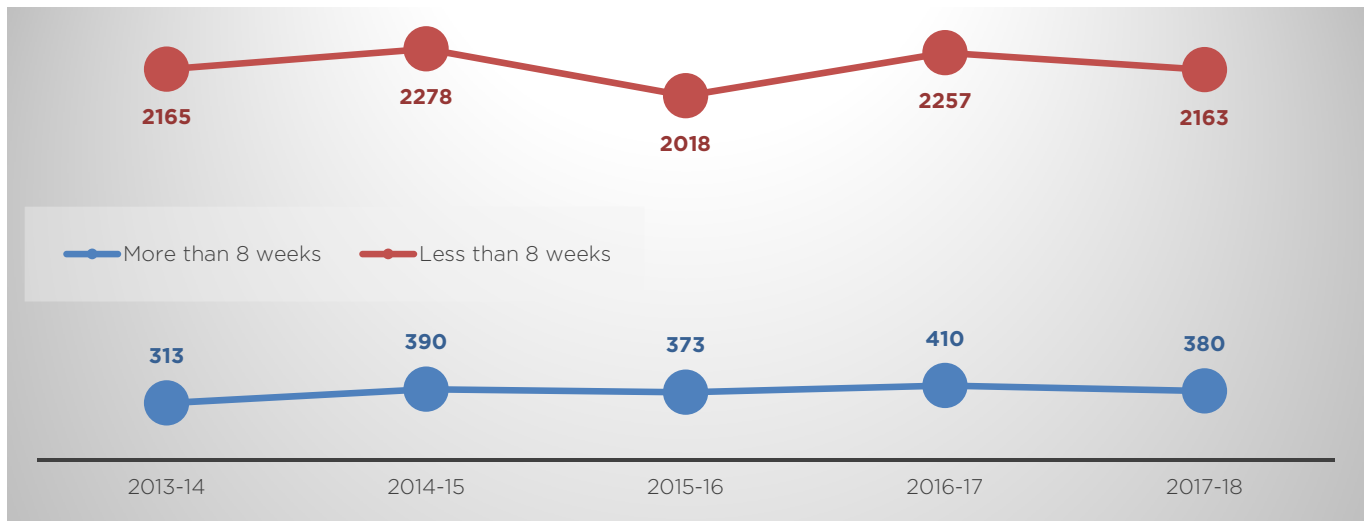
DURATION

MSU EA participation by Term (17-18)

	All students	MSU	MSU*
Academic Year	20	20	20
Freshman Seminar Abroad	159	159	159
Fall Semester	73	70	66
Winter Break	100	99	91
Spring Semester	299	296	286
Spring Break	322	321	316
Summer	1834	1790	1605



5-year EA participation by Duration*

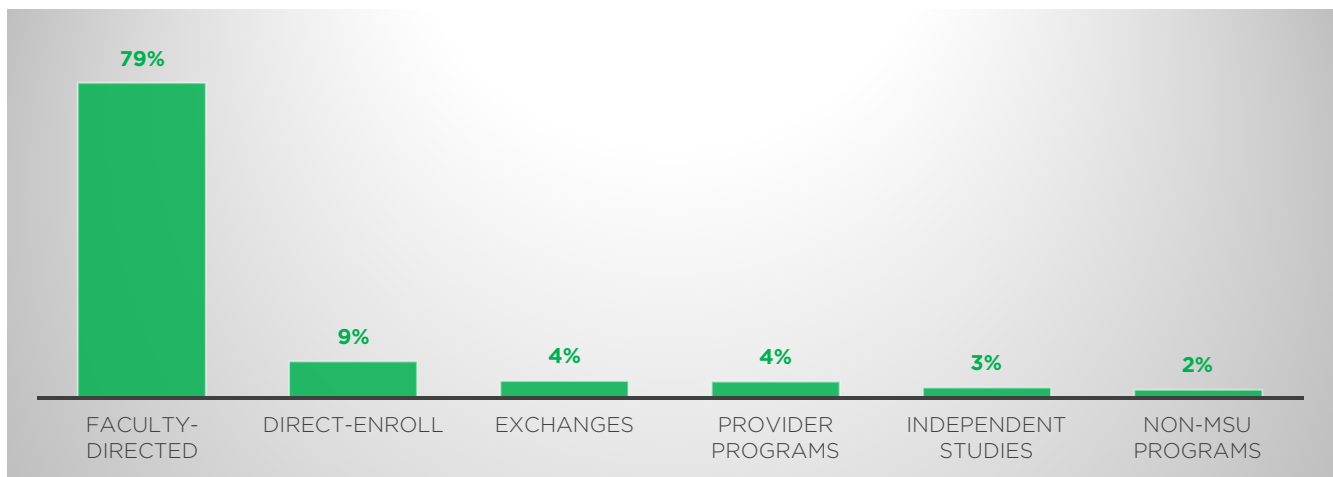


*US citizens/permanent resident only

PROGRAM TYPE

MSU EA participation by Program Type (17-18)

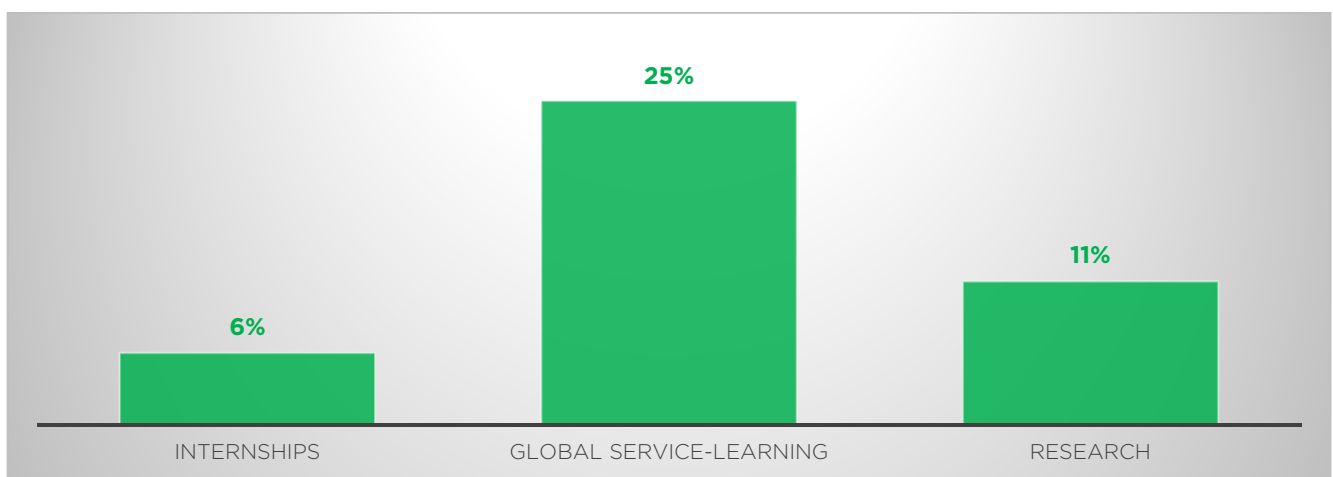
Program type	MSU	%
Faculty-directed	2175	79%
Direct-enroll	256	9%
Exchanges	122	4%
Provider programs	117	4%
Independent studies	76	3%
Non-MSU programs	61	2%



PROGRAM EXPERIENCE

MSU EA participation by Program Experience (17-18)

	MSU students	%
Internships	162	6%
Global Service-learning	735	25%
Research	271	9%



MULTIPLE PROGRAMS

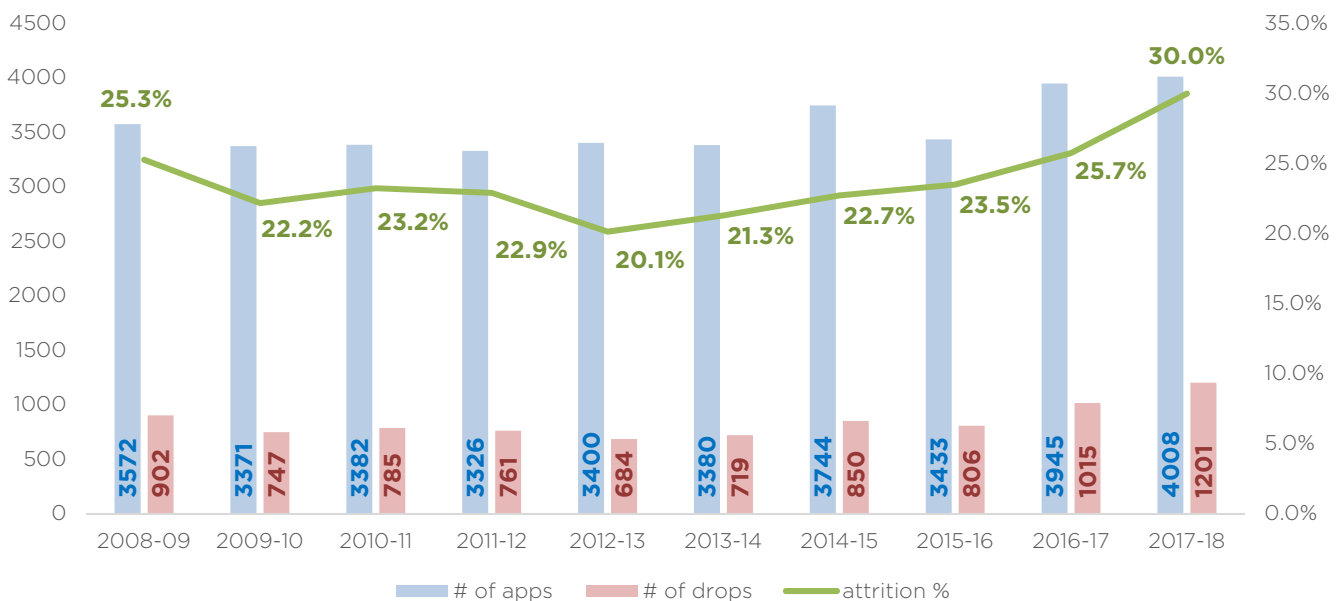
MSU EA participation on more than one program (17-18)

	2016-17		2017-18	
Number of MSU students on 2+ programs	369	13%	384	14%
Number of MSU students on EA programs overall	2889		2755	
Among multiple participation, how many programs	2016-17		2017-18	
2 programs	279	10%	308	11%
3 programs	68	2%	50	2%
4 programs	15	1%	22	0.8%
5 programs	4	0.1%	3	0.1%
6 programs	3	0.1%	0	--
7 programs	0	--	1	--
	2016-17		2017-18	
Multiples that included FSA	77	21%	81	21%
		of multiples		of multiples
	2016-17		2017-18	
Multiples that went from short to semester program	50	14%	60	16%
		of multiples		of multiples

WITHDRAWAL

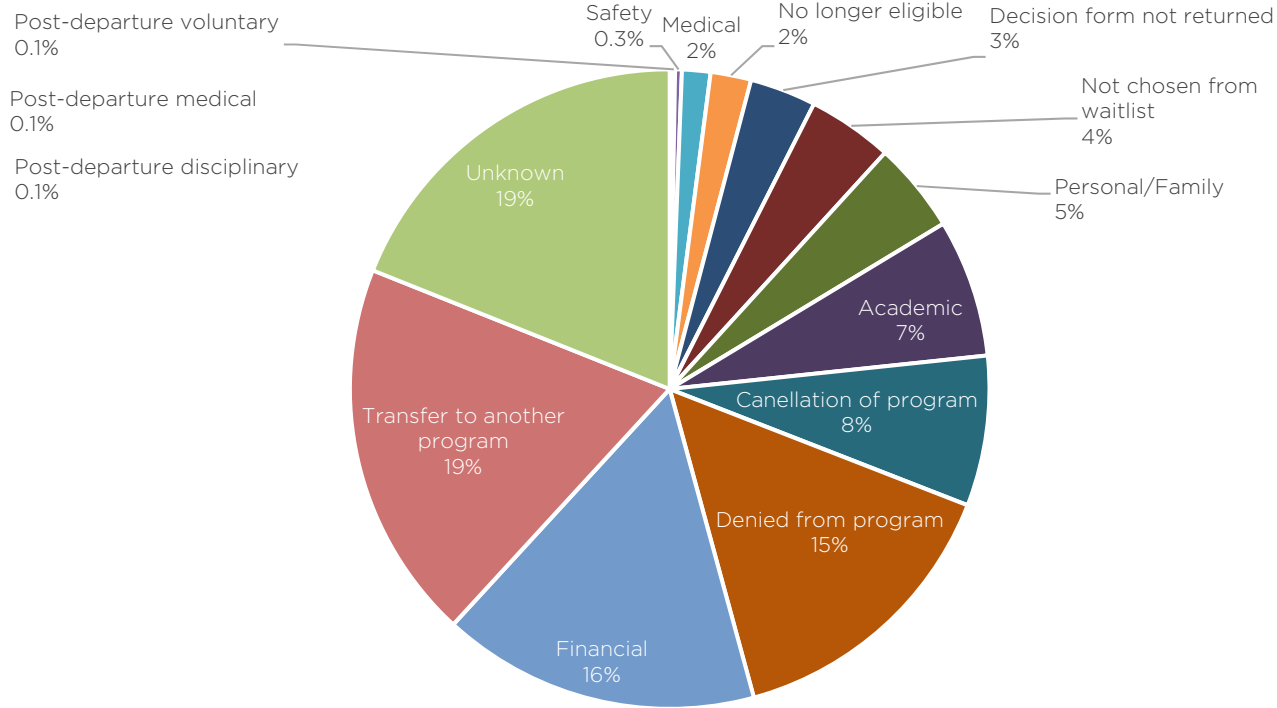
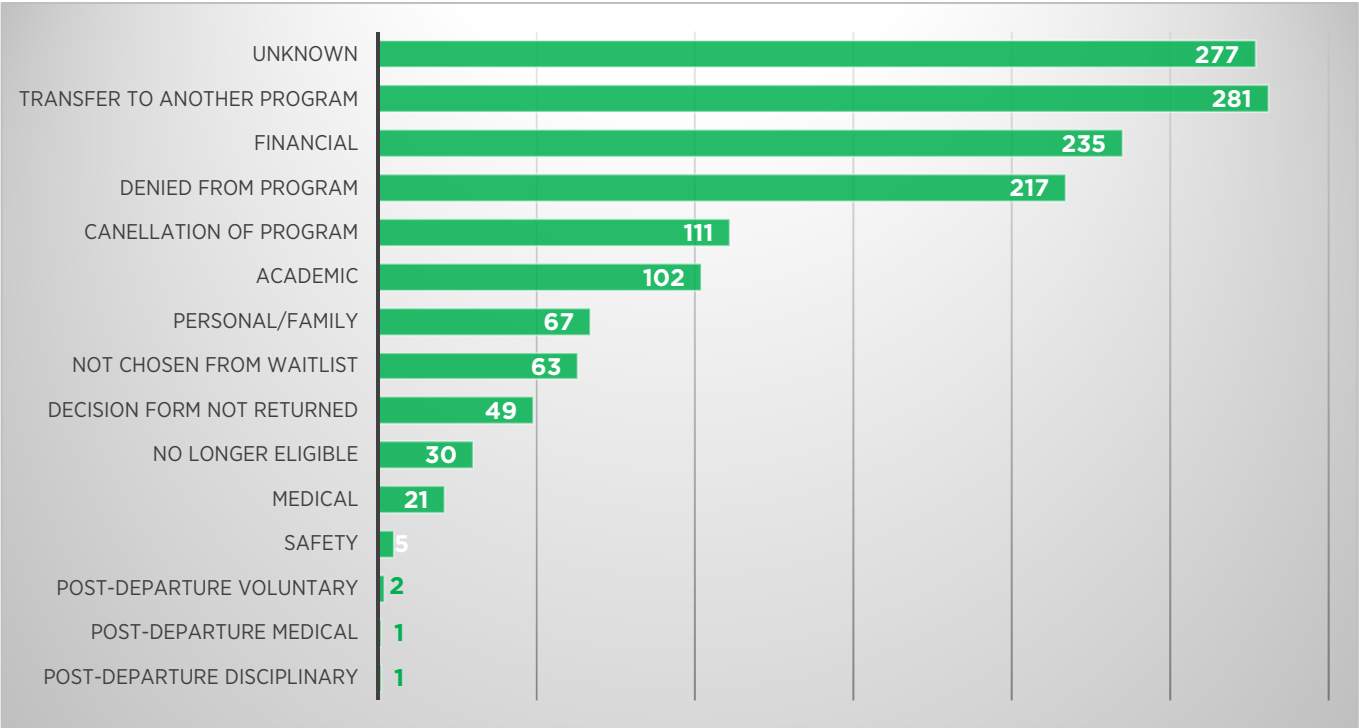
The attrition rate rose significantly this year. Program cancellations and student denials both increased by 5%, Financial need actually dropped 3% but remains the most significant reason for student withdrawals.

MSU EA Attrition Rates*



*Excludes transferring to another program, cancellation of a program, and denied applicants.

Reasons for Withdrawal (17-18)



PROGRAM PORTFOLIO OVERVIEW

Number of programs	288
---------------------------	-----

Program status	
New	21
Inactivated	24
Cancelled	19
Not running	58

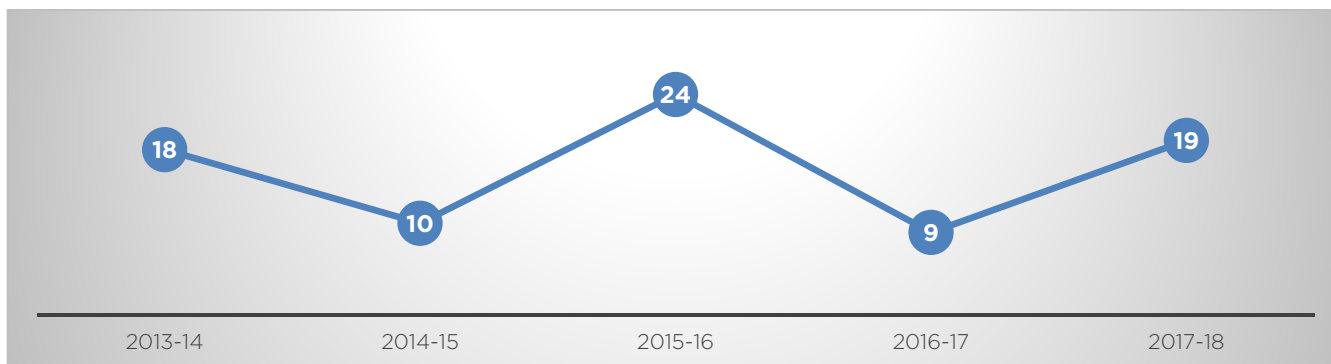
Program duration	
Long-term (academic year)	13
Mid-length (semester/9+weeks)	86
Short-term (8 weeks or less)	222

Program type	
Exchange programs	55
Direct-enroll programs	42
Faculty-directed programs	173
First-year Seminars Abroad	11
Internships (full-time)	11
Provider programs	22

Program experience	
Internships (full-time & embedded)	34
Global Service-learning	62
Research	41

Program cancellations

19 programs were cancelled (intended to take place, but had insufficient enrollment numbers to operate) in 2017-18 - more than double compared to last year. In addition, nearly 60 programs were listed as “not running” (no faculty director to lead them or another circumstances that prevented operation). As in the past, the Office for Education Abroad encourages program leaders to consider rotating their program on an every-other-year basis and urges colleges to take steps to manage how their academic offerings meet or exceed demand.



PROGRAM LISTS

Global Service-Learning programs

1. A Fragile Fiji: Integrating Ecosystems and Human Dimensions in the Face of Climate Change
2. Applied International Development and Community Engagement
3. CHM International Rotation*
4. CHM Service Learning*
5. Clinical Tropical Elective in Malawi
6. Clinical Tropical Medicine Elective in Malawi*
7. COM International Rotation*
8. COM Service Learning*
9. Community Engagement in the Peruvian Andes
10. Community Engagement Program on Youth Sport and Entrepreneurship
11. Community Medicine in the Yucatan
12. Contemporary Culture, Politics, and Society in Greece
13. Contemporary Issues in Developing Societies: Belize Spring Break
14. Cross-cultural Teaching Abroad: South Africa
15. Cuba Public Health and Culture
16. Cuban Healthcare System and Culture
17. Cultural Heritage and Social Transformation in Cuba
18. Development and NGOs: Internships in Malawi
19. EARTH University
20. Education, Society, and Learning in South Africa
21. Entrepreneurship and Development: Agriculture & Environment Studies
22. Ethics and Development in India
23. Ethics and Development in Mali: Dialogue and Reconciliation
24. Global Health Education - Understanding Turkish Culture and Healthcare Delivery System
25. Green Building and Sustainable Community
26. Horticulture in the Netherland and UK
27. Information and Communication Technologies for Development
28. International Engagement in Mexico - Campeche
29. International Engagement in Mexico - Huatulco
30. International Engagement in Mexico - Mérida
31. International Engagement in Mexico - Puebla
32. International Social Policy and Social Service Delivery
33. International Social Policy and Social Service Delivery: Mexico
34. Internships in Argentina
35. Internships in Australia
36. Internships in Berlin
37. Internships in Cape Town
38. Internships in China
39. Internships in Dublin
40. Internships in London
41. Internships in Madrid
42. Internships in Paris
43. Internships in Singapore
44. Internships in Toronto
45. John Cabot University in Rome
46. LaSalle Beauvais
47. Leadership in Medicine for the Underserved
48. Learning About Health Care and Providing Service in Cuba
49. Made in Italy
50. Malawi: Infectious Diseases of Africa
51. Masculinity, Leadership, and Fraternities in Southern Europe
52. One Health Nepal
53. Policy, Practice and Advocacy
54. Pre-Clinical Observation, Culture and Medicine
55. Public Health in Ghana: Methods for Community Practice
56. Rainforests and Reality

57. Service-learning in Belize
58. South Africa Scholars: Research and Community Engagement
59. Spanish for Healthcare Professions
60. Sustainability and Civic Engagement
61. Sustainable Development
62. University of KwaZulu-Natal

**Independent medical rotation or practicum through the Colleges of Human or Osteopathic Medicine*

In April 2018, the Global Service-Learning subcommittee of the Advisory Council for Education Abroad established MSU's official definition of Global Service-Learning (GSL). An assessment of all MSU education abroad programming will be done next year to update the program list above. The GSL definition is as follows:

Global Service-Learning is a teaching method that combines academic coursework with the application of institutional resources (e.g., knowledge and expertise of students, faculty and staff, political position, buildings and land) to address challenges facing communities through collaboration with these communities. This pedagogy focuses on critical reflective thinking to develop students' academic skills, sense of civic responsibility, cross-cultural understanding, and commitment to the community.

Global Service-Learning takes place in the context of community-university partnerships, where learning experiences are planned collaboratively with community partners according to the community's existing assets and self-identified needs. Community partners are considered more than sites of learning; they are co-educators who make substantial contributions to the learning process.

Research programs

Research is offered as a component of numerous education abroad programs (primarily for undergraduates). Projects encompass a wide variety of fields including biodiversity, environmental science and policy, mechanical engineering, molecular biology, information and communication technology, public health and more. Research abroad can be done in conjunction with faculty or conducted independently, and can encompass a wide variety of fields.

The list below has been completed using MSU's official definition* and in collaboration with the Undergraduate Research Office within the Office of the Associate Provost for Undergraduate Education, and a subcommittee of the Advisory Council for Education Abroad.

1. A Fragile Fiji: Integrating Ecosystems and Human Dimensions in the Face of Climate Change
2. Arcadia University Summer STEM Research - Australia (Brisbane)
3. Arcadia University Summer STEM Research - Ireland (Dublin)
4. Arcadia University Summer STEM Research - UK (Glasgow)
5. Arcadia University Summer STEM Research - UK (London)
6. Australian National University
7. Behavioral Ecology of African Mammals in Kenya
8. Beyond Bollywood: Taste of Indian Media
9. Biology in the Galapagos
10. Britain and the World: Culture, Politics, and the Cold War
11. Community-Based Research and Engagement in the Peruvian Andes
12. Contemporary Culture, Politics, and Society in Greece
13. Cultures and Storytelling in the UK and Ireland
14. Engineering at the Universidad Politecnica de Madrid (UPM) in Spain
15. Engineering in Hannover, Germany
16. Ethics and Development in India: Internships
17. EuroScholars Research Abroad
18. IESEG School of Management
19. Information and Communication Technologies for Development in Tanzania
20. International Social Marketing in Argentina
21. Internships in Australia
22. Internships in Cape Town
23. Lancaster University Exchange
24. LaSalle Beauvais
25. Malawi: Infectious Diseases of Africa

26. Mechanical Engineering at the RWTH-Aachen
27. Modernity in the Streets: Revolutions in Politics, Culture and Society in Paris and London
28. Molecular Biology Research in Duesseldorf, Germany
29. Natural Science in New Zealand
30. One Health in Nepal
31. PENTATECH: 5 Trending Technologies in Madrid
32. Public Health in Ghana: Methods for Community Practice
33. Rainforests and Reality
34. Summer Engineering in Madrid
35. Sustainability and Civic Engagement in Costa Rica
36. Technology and Culture: Communication and Games (Japan)
37. Technology and Culture: Communication and Games (South Korea)
38. The Australian National University Mobilizing Research Program
39. The Natural and Human Environments of Queensland, Australia
40. Universidad Pontificia Comillas
41. University of Sydney

*MSU's official definition is as follows:

Broadly defined, undergraduate research includes scholarly, creative, and artistic activities that lead to new knowledge, improve problem solving capabilities, offer original or historical theory and interpretation, and/or produce art or creative performances. A collaborative effort between students and their research mentors, undergraduate research and creative activities are interactive, discovery-based experiences that teach and engage students about the numerous components involved in the research and creative process. Research and creative opportunities occur in and outside of the formal curriculum.

Students' individual abilities, time commitment, and length of involvement will affect their productivity as undergraduate researchers. Undergraduate students may not engage in a research or creative opportunity long enough to make an original contribution to a discipline. However, if students learn and work on essential components of the research or creative process (e.g., review literature and identify knowledge gaps, design hypotheses and experiments, collect and analyze data), we posit that they begin to more deeply engage in an academic discipline by learning about research or creative methods, practicing advanced critical thinking, and participating in key steps of the research and/or creative continuum.

Internship programs

The internship programs listed below are MSU-sponsored, credit-bearing, academic internships and provide no salary. Some of the programs are stand-alone options where students participate in a full-time internship throughout the year. Others are embedded and require students to enroll in a classroom-based study abroad program, either simultaneously or immediately before the internship.

1. Arts, Cultural Heritage, and Museum Studies in South Africa*
2. Australian National University*
3. Ben-Gurion University of the Negev in Beer Sheva*
4. Community Engagement Programs on Youth Sport and Entrepreneurship*
5. Community-Based Research and Engagement in the Peruvian Andes*
6. Cross-cultural Teaching Abroad in South Africa*
7. Deakin University in Melbourne*
8. Development and NGOs: Internships in Malawi*
9. EARTH University*
10. Ecole d'Ingenieurs de Purpan in Toulouse*
11. Ethics and Development in India*
12. Hebrew University of Jerusalem*
13. International College of Management Sydney*
14. Internships in Argentina
15. Internships in Australia
16. Internships in Berlin
17. Internships in Cape Town
18. Internships in China
19. Internships in Dublin

20. Internships in London
21. Internships in Madrid
22. Internships in Paris
23. Internships in Singapore
24. Internships in Toronto
25. LaSalle Beauvais*
26. LaTrobe University*
27. Massey University*
28. Monash University*
29. Professional Writing London: Creative People and Workplaces*
30. Research and Action in the New South Africa*
31. University of Haifa*
32. University of New South Wales*
33. University of Sydney*
34. University of the Philippines-Los Baños*

**Embedded or optional internship*

Provider programs

The Office for Education Abroad worked with 11 provider organizations to facilitate or administer 22 international internships and study abroad programs during the 2017-18 academic year. These organizations helped manage the complexities of local arrangements and provided on-site assistance to students while abroad.

1. CEA STEM in Paris (CEA)
2. CETT-University of Barcelona (CETT)
3. EuroScholars (ISA)
4. Internships in Argentina (Connect 123)
5. Internships in Australia (TEAN)
6. Internships in Barcelona (EUSA)
7. Internships in Berlin (AIC)
8. Internships in Cape Town (Connect 123)
9. Internships in China (CRCC)
10. Internships in Dublin (EUSA)
11. Internships in London (Global Experiences)
12. Internships in Paris (EUSA)
13. Internships in Singapore (AIC)
14. Internships in Toronto (AIC)
15. Music in Vienna (IES)
16. Summer STEM Research - Brisbane, Australia (Arcadia)
17. Summer STEM Research - Ireland, Dublin (Arcadia)
18. Summer STEM Research - Ireland, Limerick (Arcadia)
19. Summer STEM Research - Spain, Granada (Arcadia)
20. Summer STEM Research - UK, Glasgow (Arcadia)
21. Summer STEM Research - UK, London (Arcadia)
22. Thai Language & Southeast Asian Studies (TEAN)

New programs

21 new education abroad programs were approved in 2017-18 with areas of study ranging from business studies in Russia to environmental communication in Peru. Among these new programs are new affiliations with CEA and CETT, two new locations for students to conduct research in STEM fields through Arcadia University, and three partnerships with institutions in China, Germany and the Bahamas.

1. Arcadia University Summer STEM Research - Granada (Spain)
2. Arcadia University Summer STEM Research - Ireland (Limerick)
3. Business in the Cultural Capital of Russia
4. CEA STEM in Paris
5. CETT-University of Barcelona

6. Community Engagement Program on Youth Sport and Entrepreneurship
7. Culture and Creativity in Flanders
8. Environmental Communication in Peru
9. Exploring Iceland Naturally: Glaciers, Geology, and Environmental Sustainability
10. First-year Seminar Abroad in the UK
11. Harbin Institute of Technology
12. International Corporate Tour to China
13. Make It in Tanzania
14. Mathematics in Historical and Social Contexts
15. PENTATECH 5 Trending Technologies in Madrid
16. Service Learning in Belize
17. Service Learning in Madrid
18. Tropical Marine Ecology /CEI Bahamas
19. U.S. and Canada: Great Lakes Supply Chain Tour
20. University College Dublin: Summer Physics
21. University of Mannheim

Program inactivations

In 2017-18, the Office for Education Abroad removed 24 programs from our catalog of programs, with the assistance of the colleges.

1. Accounting and Financial Reporting in the Global Economy
2. Arts Education Across Cultures: Ghana Study Abroad
3. Brazil Health Exposure Experience in Belem and Braganca
4. Comparative Law and Legal Systems in the Caribbean
5. Corporate Social Responsibility in India
6. Culture and Creativity in Sweden
7. Culture, Science, Sustainability and Entrepreneurship in China
8. Environmental Science in Switzerland
9. Evolution of Uganda's Forest Biodiversity: Apes to Aves
10. Global Marketplace in Central Europe: PIM 874
11. History and Personality Psychology in Berlin
12. Internships in Thailand
13. James Cook University
14. Justice and Development Practice in Transitional Societies of Southeast Asia
15. Paradise in Peril? Exploring Madagascar's Biodiversity Crisis
16. Program in Public Health: Peru
17. Renewable Bioenergy Systems
18. Social Welfare and Practice in Bosnia-Herzegovina
19. Tec de Monterrey Queretaro
20. University of Applied Sciences Konstanz
21. University of Melbourne
22. University of Stirling
23. Vienna University of Economics and Business Administration
24. York St. John University College

The Advisory Council for Education Abroad is provided a list of programs to inactivate. Colleges typically have until July 1 to confirm inactivation or provide detailed rationale for continuation.

EDUCATION ABROAD @ MICHIGAN STATE

GUIDING PRINCIPLES

Institutional Framework and Values

- EA services are supported by funding practices that prioritize student access to learning and development abroad
- EA options are designed and approved with concern for affordability and accessibility
- The EA experience is at every stage underpinned by the inclusive excellence principles of diversity, equity and inclusion
- EA practices throughout adhere to MSU policies

Recruitment, Application and Admissions

- Students are recruited for EA through ethical practices
- Timely and accurate EA program information is shared with students, to inform program selection and planning
- Transparent information is provided to students, to support their sound financial decisions
- Information on EA programs in every major area of study is made available to students
- Advice on alternative program options is shared with students when their programs of preference are unavailable
- Clear, reasonable and consistently applied eligibility criteria and defined selection processes are used to consider students for EA participation
- Timely communications on the status of their EA applications are provided to students, to inform their decision-making and planning
- Timely and knowledgeable guidance on EA course approvals is given to students, to aid planning for credit transfer and degree completion

Program Quality

- Program directors and personnel are qualified and prepared for their programs
- EA programs are developed with clearly articulated academic, professional and intercultural learning outcomes, enabling student decision-making based on alignment with their academic, professional and personal development goals
- EA programs respect host cultures and maximize their situation within/draw on the unique learning opportunities of the host cultures
- Program content and design attend to the inextricable concepts of language and culture
- High quality program design and effective program delivery is ensured through consistent program reviews

Student Success

- Health, safety and security program protocols are robust, and students are prepared and supported on-site through systems based on location and type of learning experience
- Students are prepared for the EA experience based on program location, type of learning experience, and their individual needs
- Specific advice on how to be academically successful within the context of their host cultures and educational systems is given to students
- Students receive ongoing support from MSU during their EA experiences
- EA programs and services are continually strengthened through assessment of student learning
- Intentionally designed opportunities upon return from EA are made available to students, which include critical reflection, articulation of acquired knowledge, skills and perspectives through demonstration to community, and integration of learning



Office for Education Abroad
MICHIGAN STATE UNIVERSITY

427 N. Shaw Lane, Room 109
International Center
Phone: (517) 353-8920
Email: abroad@msu.edu
Web: educationabroad.msu.edu