

EDUCATION ABOARD



2015-16

PARTICIPATION & PORTFOLIO OVERVIEW

Inge Steglitz and Cheryl Benner

Education Abroad Participation and Program Portfolio Overview

2015-16 REPORT

TABLE OF CONTENTS

Introduction.....	3
Participation Overview.....	4
Benchmark Comparisons.....	5-7
Regional Participation.....	8-10
College Participation.....	11-17
Student Participation.....	18-25
Program Portfolio Overview.....	26-31

RECOMMENDED CITATION

Steglitz, I. and Benner, C. (2017). Education Abroad Participation and Portfolio Overview 2015-16.
East Lansing: Michigan State University Office for Education Abroad

©Michigan State University Board of Trustees. East Lansing MI 48824
MSU is an affirmative-action, equal-opportunity employer. Visit msu.edu

Additional reports produced by the Office for Education Abroad

- American Semester Program and Short Courses Report and Reinvestment (biannual)
- American Semester Program Recruitment and Assessment Plan
- Annual EA Progress Report & Overview
- Curriculum Integration Report
- Diversity and Underrepresentation Report
- Entrepreneurship and Innovation Report
- Exchanges Report
- Faculty Development and Engagement Report
- Faculty Satisfaction Survey (biannual)
- Financing for Education Abroad Students Report (every two years)
- International Internship Report
- Marketing and Communications Report
- Ongoing Orientation Report
- Portfolio Audit
- Scholarship Report
- Service-Learning Report
- Student Evaluation Reports (Pre- and Post-Program)
- Undergraduate Research Report

Email abroad@msu.edu to request copies.

INTRODUCTION

The Office for Education Abroad produces this annual statistical report covering the previous academic year for OUTBOUND MSU students participating in education abroad outside of the United States. (Statistics about inbound, international students studying at MSU can be found in the bi-annual American Semester Program Report).

The data is available prior to the national media coverage in the Institute of International Education's *Open Doors* report, which is released during International Education Week in November 2017.

Most data is based on the number of degree-seeking MSU students (U.S. citizens/permanent residents only) participating in an education abroad program outside of the United States for academic credit to coincide with *Open Doors* reporting requirements. Non-credit bearing experiences, international students, and non-degree-seeking students are not included, unless otherwise indicated.

We hope the information is useful for planning within your college, department or unit for current or future education abroad participation. *A statistical report for external audiences is available on the MSU Education Abroad website. Extra copies are available upon request to bennerc@msu.edu.*

Highlights of 2015-16

- A total of 2,671 students participated in an education abroad program (MSU, non-MSU and international students), down 9% compared to last year.
- Approximately 22% of the 2016 MSU graduating class participated in at least one education abroad program. This far exceeds the national average of 15%.
- Compared to the national averages, MSU exceeds participation in the following categories
 - Graduate students (+2.1%)
 - Freshmen (+2.1%)
 - Males (+2.9%)
 - Science, technology, engineering & math (STEM) majors (+8.3%)
 - Communications/journalism majors (+3.8%)
 - Legal studies majors (+2%)
 - Black/African American students (+2.8%)
- Participation rose this year among Asian/Native Hawaiian/Pacific Islander (4.3%) and Hispanic/Latino (7.8%) students.
- 23% of MSU students were involved in service-learning abroad and 10% conducted research.

EDUCATION ABROAD @ MICHIGAN STATE

MISSION

The Office for Education Abroad is committed to engaging the campus community in a collective partnership to provide valuable, high-quality and academically-sound education abroad and exchanges programming that expands opportunities for where, when and how students learn.

VISION

All students at Michigan State University, irrespective of demographic background, academic discipline, or financial need, actively engage in international study that advances global learning and disciplinary scholarship.

PRIORITIES

Academic Progress: To strategically leverage education abroad programming as a high-impact educational practice that positively contributes to student success.

Student Development: To offer education abroad and exchanges programming that intentionally aims to produce graduates who are intellectually and internationally engaged citizen-leaders who contribute to the well-being and sustainability of Michigan and the world.

Access and Equity: To offer inclusive and accessible education abroad and exchanges programming and to remove barriers to access faced by traditionally underrepresented student populations.

Engaged Learning: To facilitate programming that engages students meaningfully and respectfully in international communities through undergraduate research, international internships, and global service-learning.

Faculty and Staff Engagement: To enhance education abroad and exchanges programming in all disciplines by partnering closely with MSU faculty and staff in developing international study opportunities that extend curriculum integration efforts.

Health, Safety and Security: To utilize campus resources and national best practices to effectively and continuously monitor, evaluate and respond to health, safety and security conditions of all programming. Michigan State University's goal is to focus on offering high-quality, good value programming, connected to university and college strategies, leveraging faculty research with strategic partners, and building on MSU's history and culture.

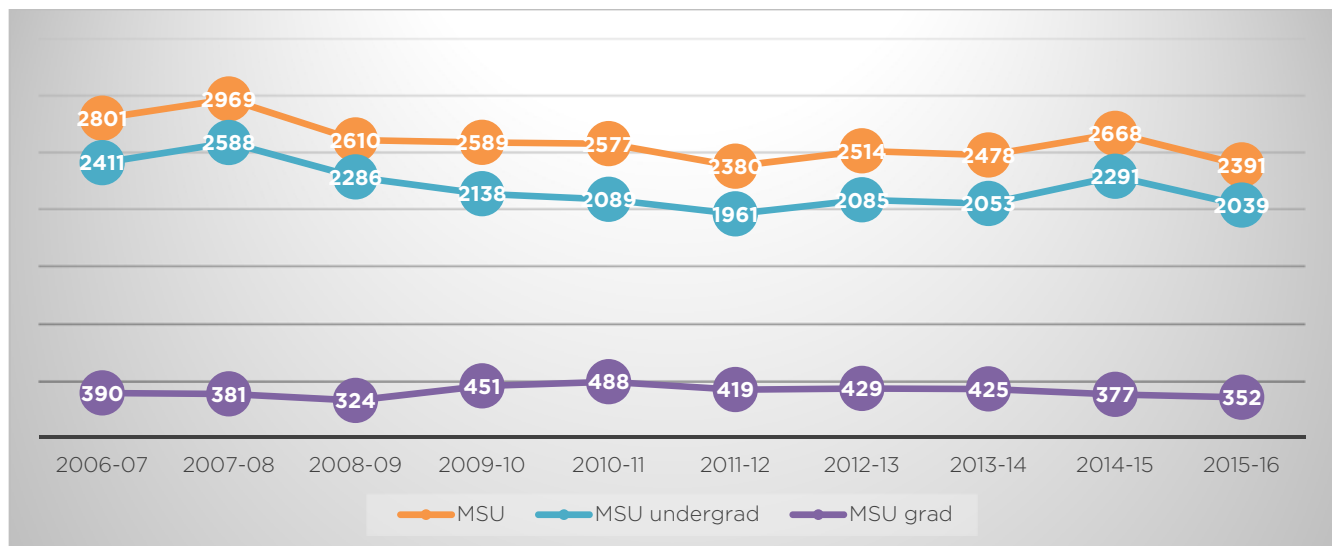
PARTICIPATION OVERVIEW

In 2015-16, participation declined approximately 10% in over the previous academic year.

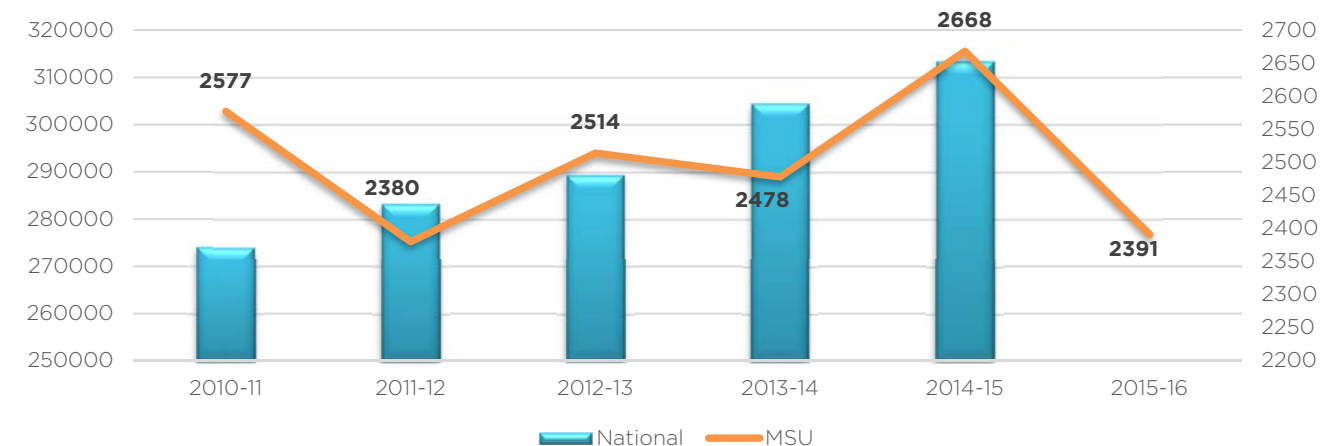
MSU EA participation	2015-16
MSU students*	2391
Undergraduates*	2039
Graduate students*	352
MSU international students	246
Non-MSU students	34
TOTAL STUDENTS	2671

*US citizens/permanent resident only

10-year MSU Participation



MSU vs National EA participation*



BENCHMARK COMPARISONS

OPEN DOORS

Open Doors is the annual report produced by the Institute of International Education and provides the latest statistics and trends on international students in the United States and U.S. students studying abroad. This annual report on enrollment numbers is often referred to as a ranking but it does not contain any indicators of quality other than enrollment.

The majority of the report **counts only those students who are U.S. citizens/permanent residents** who receive academic credit from an accredited U.S. institution of higher education. Students who travel and take courses abroad without receiving academic credit are not reported in the figures below, nor are students who are enrolled overseas for degrees from non-U.S. institutions.

IIE 2016 Open Doors table of the top 25 institutions based on enrollment

TOP 25 INSTITUTIONS AWARDING CREDIT FOR STUDY ABROAD, RANKED BY STUDENT TOTAL, 2014/15				
Rank	Institution	City	State	Total
1	New York University	New York	NY	4,310
2	Texas A&M University - College Station	College Station	TX	3,219
3	University of Texas - Austin	Austin	TX	2,948
4	University of Southern California	Los Angeles	CA	2,891
5	University of Michigan - Ann Arbor	Ann Arbor	MI	2,714
6	University of Minnesota - Twin Cities	Minneapolis	MN	2,705
7	Michigan State University	East Lansing	MI	2,668
8	Ohio State University - Columbus	Columbus	OH	2,603
9	San Diego State University	San Diego	CA	2,422
10	Indiana University - Bloomington	Bloomington	IN	2,395
11	University of Florida	Gainesville	FL	2,286
12	Florida State University	Tallahassee	FL	2,262
13	University of Georgia	Athens	GA	2,237
14	University of California - Los Angeles	Los Angeles	CA	2,204
15	University of Illinois - Urbana-Champaign	Champaign	IL	2,193
16	University of Wisconsin - Madison	Madison	WI	2,152
17	Northeastern University - Boston	Boston	MA	2,149
18	Arizona State University - Tempe	Tempe	AZ	2,102
19	University of North Carolina - Chapel Hill	Chapel Hill	NC	2,068
20	University of Washington	Seattle	WA	2,056
21	Boston University	Boston	MA	2,049
22	Miami University - Oxford	Oxford	OH	2,046
23	University of Pennsylvania	Philadelphia	PA	1,953
24	Purdue University - West Lafayette	West Lafayette	IN	1,917
25	University of Virginia - Charlottesville	Charlottesville	VA	1,915

When looking at the national scale it is important to understand the most recent version of *Open Doors* lags a year behind.

The 2016 report released in November covers students studying between fall 2014 through summer 2015.

The table below compares MSU to the most recent *Open Doors* data, the Big Ten Academic Alliance, and the MSU campus (where applicable).

2014-15*	EA National participation <i>IIE Open Doors 2016</i>	EA MSU participation	EA BIG TEN participation <i>BTAA Benchmark 2016</i>	MSU Campus enrollment <i>MSU Registrar, Fall 2014</i>
Total number of students	313,415	2668	26253	50085
Undergrad participation rate	15.1%	27.6%	22.7%	n/a
Participation by Gender				
Male	33.4%	36.3%	37.4%	48.5%
Female	66.6%	63.7%	62.6%	51.5%
Participation by Class Standing				
Freshman	3.9%	6.0%	2.7%	19.0%
Sophomore	13.1%	7.0%	9.3%	17.3%
Junior	33.1%	24.7%	29.9%	19.4%
Senior	26.4%	48.1%	41.6%	20.3%
Graduate	12.1%	14.2%	15.1%	20.6%
Participation by Ethnicity				
White	72.9%	71.9%	68.2%	66.1%
Hispanic/Latino	8.8%	7.6%	6.1%	3.7%
Black/African American	5.6%	8.4%	4.3%	6.4%
Asian/Native Hawaiian or Other Pacific Islander	8.1%	4.0%	8.0%	4.5%
American Indian or Alaska Native	0.5%	0.2%	0.3%	0.3%
Multiracial	4.1%	3.9%	3.0%	2.4%
Participation by Duration				
Long-term (academic year)	3.0%	0.6%	1.8%	n/a
Mid-length (semester-length)	34.3%	14.1%	27.8%	n/a
Short-term (FSA, WB, SB, US)	63.1%	85.4%	70.2%	n/a

2014-15*	EA National participation <i>IIE Open Doors 2016</i>	EA MSU participation	EA B1G Ten participation <i>BTAA Benchmark 2016</i>	MSU Campus enrollment <i>MSU Registrar, Fall 2014</i>
Top 10 destinations of EA participants				
1	United Kingdom	United Kingdom	Italy	n/a
2	Italy	Mexico	Spain	n/a
3	Spain	Italy	United Kingdom	n/a
4	France	Spain	China	n/a
5	China	Australia	France	n/a
6	Germany	China	Australia	n/a
7	Ireland	Japan	Germany	n/a
8	Costa Rica	Costa Rica/France (tie)	Ireland	n/a
9	Australia	South Africa	India	n/a
10	Japan	Belize	Brazil	n/a
Participation by Area of Study				
Science, Technology, Engineering & Math	23.9%	32.2%	25.3%	44.8%
Business and Management	20.1%	16.9%	20.1%	15.4%
Social Sciences	17.3%	20.3%	10.0%	15.2%
Foreign language & International Studies	7.7%	6.5%	6.9%	2.4%
Fine or applied arts	6.9%	2.5%	3.2%	1.3%
Communications/Journalism	5.8%	9.6%	5.0%	7.1%
Humanities	3.8%	4.2%	6.0%	2.8%
Education	3.5%	2.4%	3.3%	7.9%
Legal Studies and Law Enforcement	1.6%	3.6%	1.6%	n/a
Undeclared	2.6%	0.4%	1.6%	1.7%
Other	6.8%	--	16.8%	1.5%
<i>*US citizens/permanent resident only</i>				

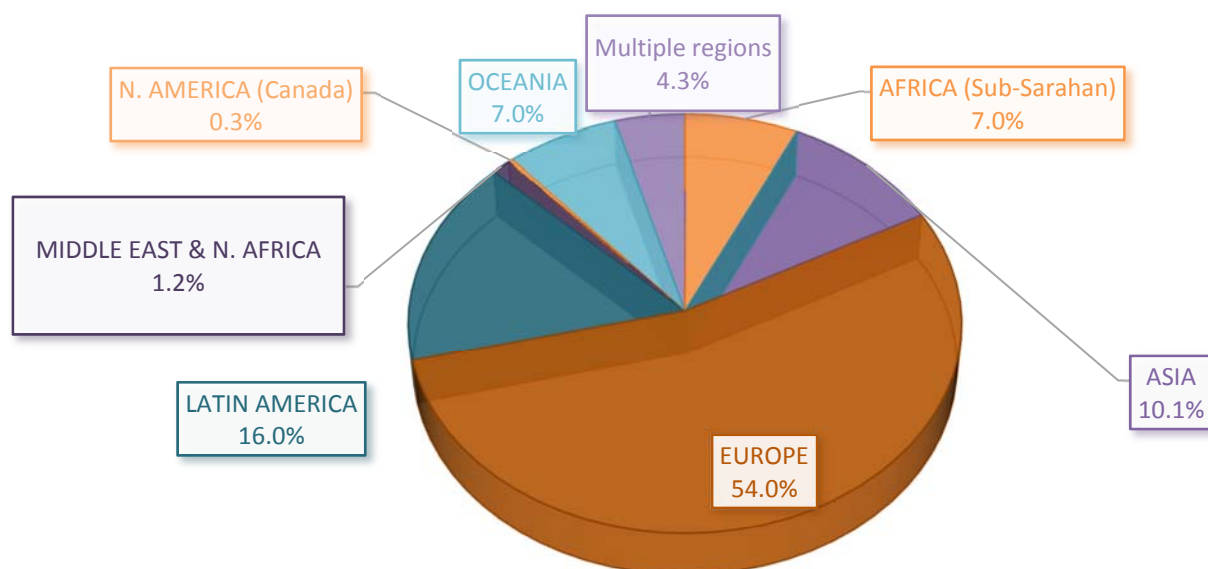
REGIONAL PARTICIPATION

Consistent with the national trend, Europe topped the charts for the most popular region with students traveling to the United Kingdom more than any other country.


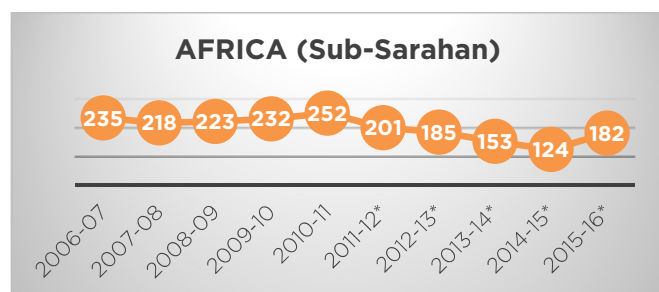
MSU EA participation by Region (15-16)

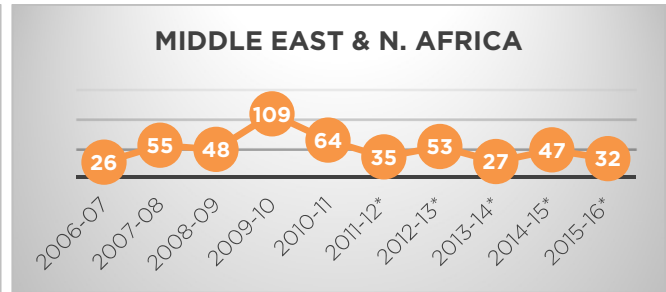
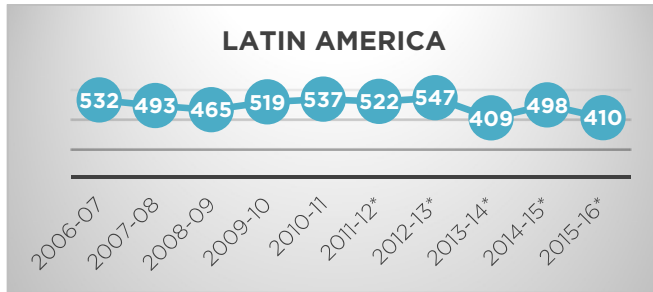

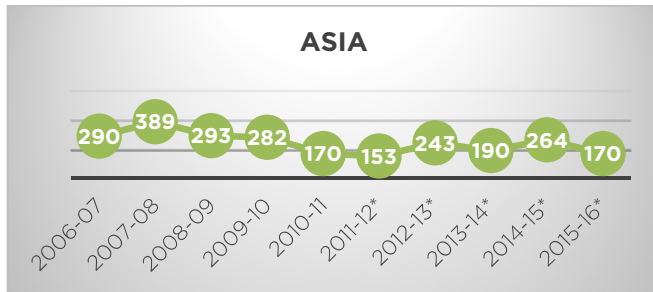
	All students	MSU	MSU*
AFRICA (Sub-Saharan)	188	187	182
ANTARCTICA	0	0	0
ASIA	270	270	170
EUROPE	1443	1414	1295
LATIN AMERICA	427	425	410
MIDDLE EAST & N. AFRICA	32	32	32
N. AMERICA (Canada)	7	7	6
OCEANIA	187	186	180
Multiple regions	116	116	116

*US citizens/permanent resident only



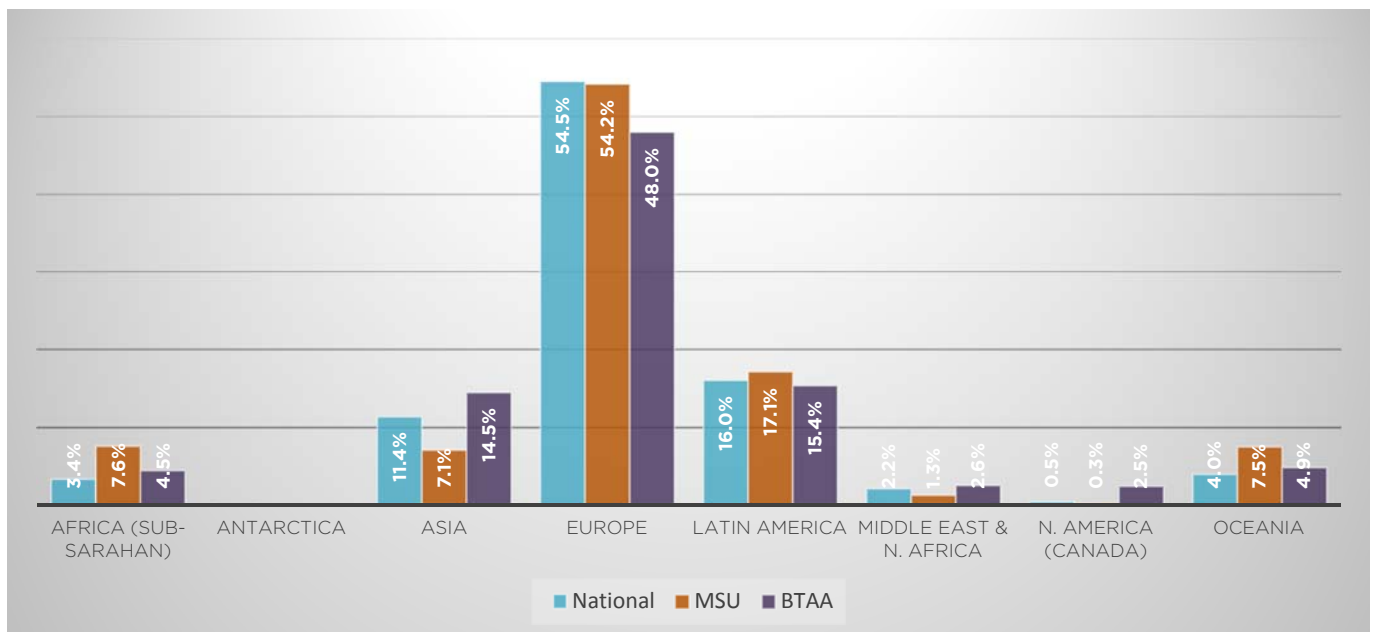
10-year EA participation by Region





MSU vs. National Participation by Region**

	National		MSU		BTAA	
AFRICA (Sub-Saharan)	10647	3%	182	8%	1264	4%
ANTARCTICA	64	--	0	--	0	--
ASIA	35713	11%	170	7%	4072	14%
EUROPE	170879	55%	1295	54%	13508	48%
LATIN AMERICA	50298	16%	410	17%	4325	15%
MIDDLE EAST & N. AFRICA	6844	2%	32	1%	730	3%
N. AMERICA (Canada)	1569	1%	6	--	702	2%
OCEANIA	12614	4%	180	8%	1376	5%
Multiple regions	24787	8%	116	5%	2162	8%
	IIE Open Doors 2016				BTAA Benchmark 2016	



MSU EA participation by Country (15-16)

COUNTRY	All MSU			COUNTRY		All MSU	
ARGENTINA	37			PANAMA		1	
AUSTRALIA	102			PERU		53	
AUSTRIA	4			PHILIPPINES		12	
AZERBAIJAN	5			POLAND		15	
BELGIUM	39			RUSSIA		8	
BELIZE	30			SINGAPORE		2	
BRAZIL	3			SOUTH AFRICA		107	
CANADA	7			SOUTH KOREA		18	
CHINA	83			SPAIN		107	
COSTA RICA	42			SRI LANKA		13	
CROATIA	16			SWITZERLAND		13	
CUBA	33			TAIWAN		2	
CZECH REPUBLIC	1			TANZANIA		11	
DENMARK	5			THAILAND		5	
DOMINICAN REPUBLIC	2			TURKEY		1	
EAST TIMOR	1			UGANDA		1	
ECUADOR	26			UNITED KINGDOM		369	
FIJI	15						
FINLAND	1						
FRANCE	56						
GERMANY	50						
GHANA	27						
GREECE	60						
GUATEMALA	9						
HUNGARY	9						
ICELAND	14						
INDIA	42						
IRELAND	37						
ISRAEL	6						
ITALY	153						
JAPAN	78						
JORDAN	17						
KENYA	14						
LEBANON	1						
MALAWI	27						
MALTA	1						
MEXICO	168						
MOROCCO	8						
NEPAL	1						
NETHERLANDS	31						
NEW ZEALAND	45						
NICARAGUA	21						
NORWAY	12						

COLLEGE PARTICIPATION

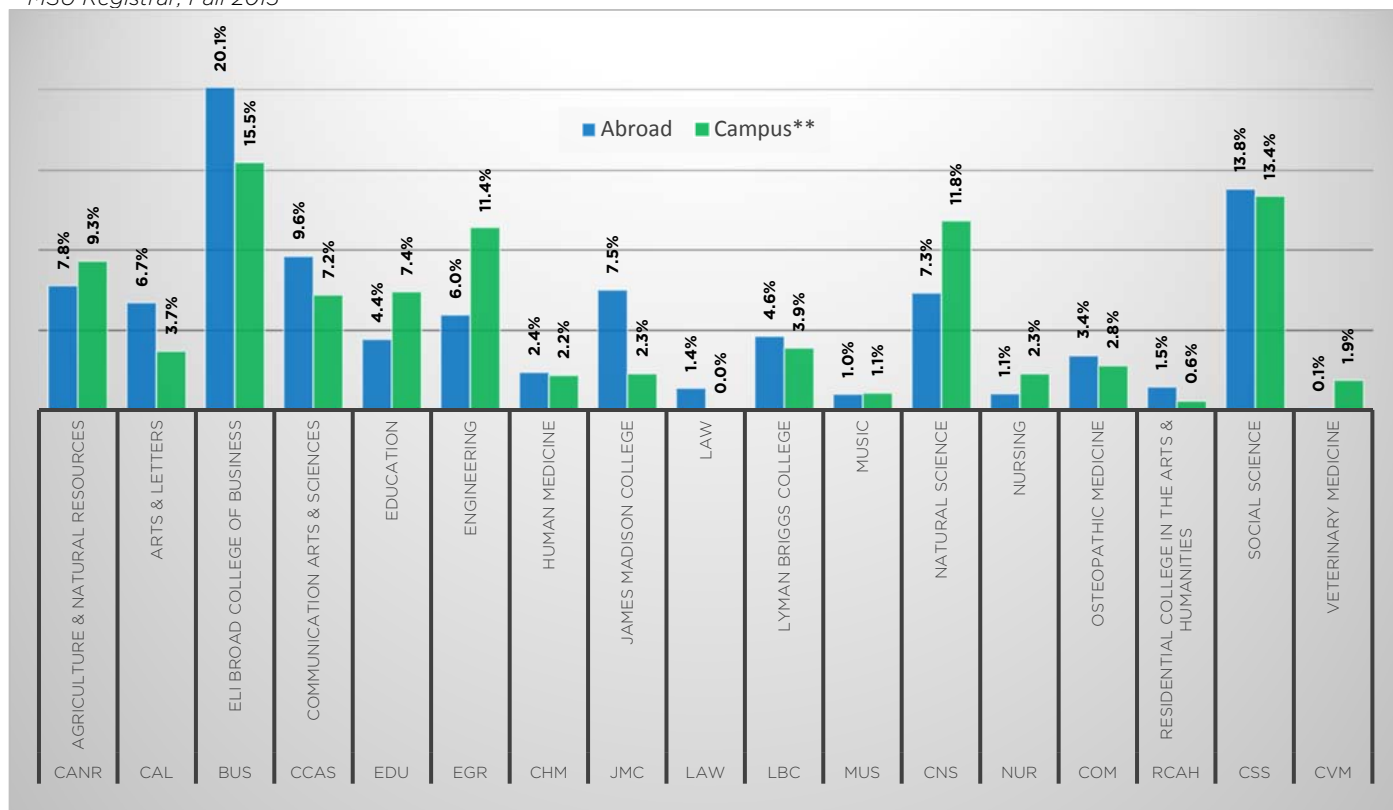
The Colleges of Business and Social Science enroll the most students on campus and this translates into the largest number of students studying abroad as well.

2015-16 EA participation by MSU college

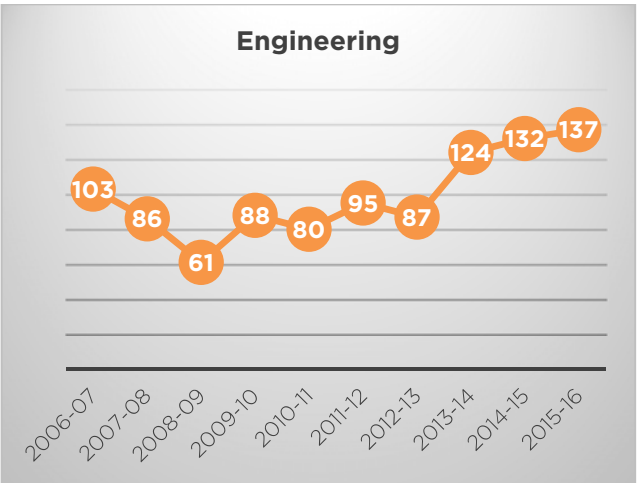
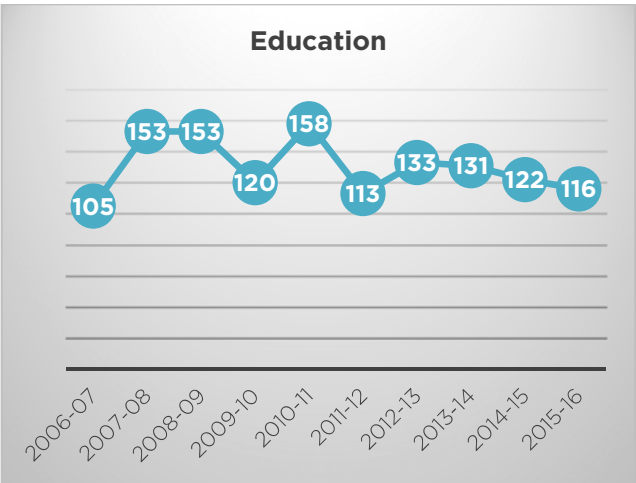
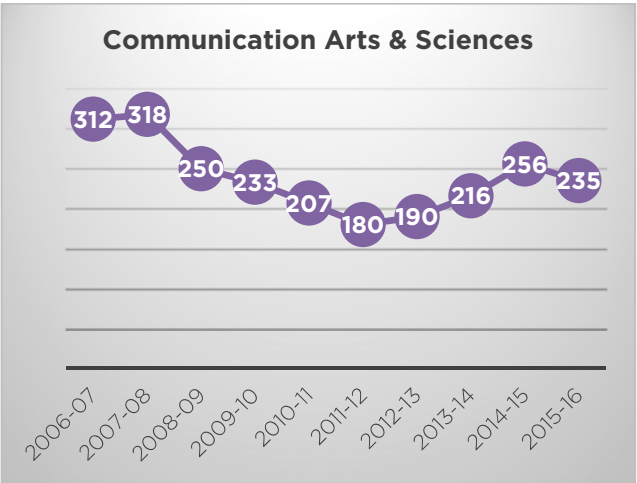
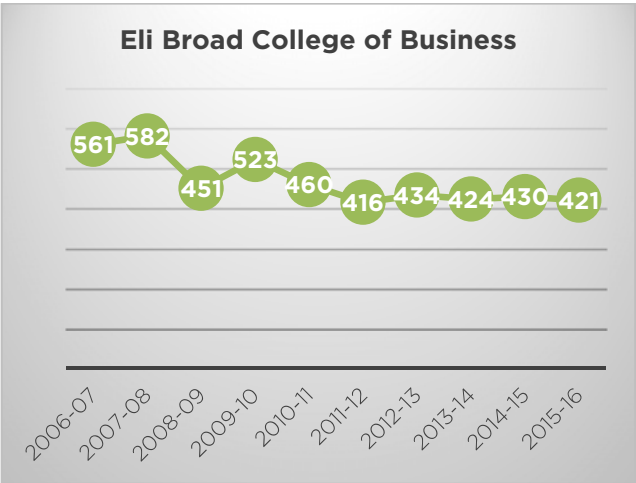
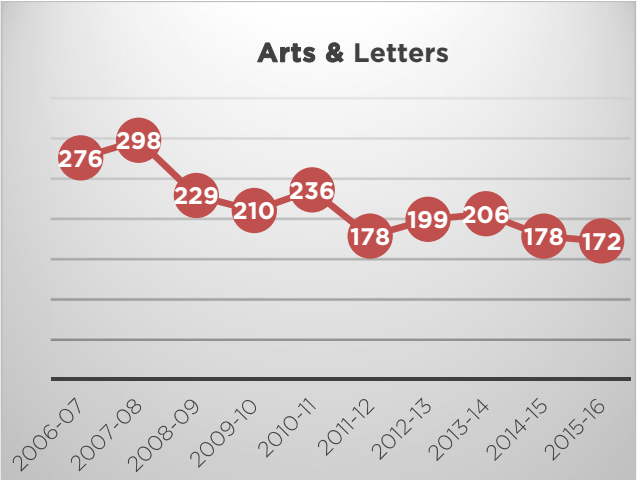
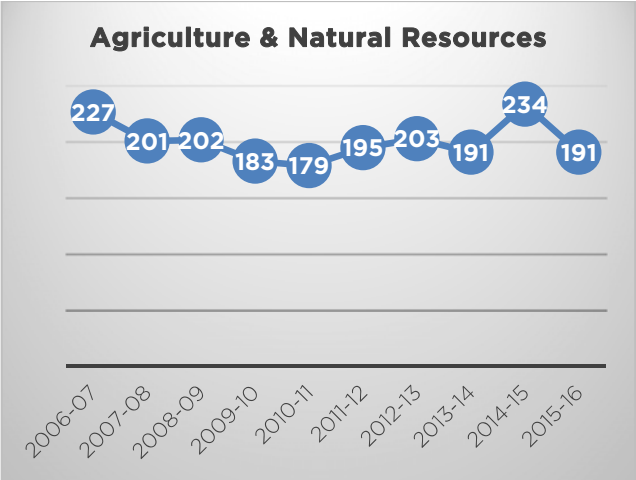
	<u>MSU*</u>	<u>MSU</u>	<u>Abroad</u>	<u>Campus**</u>
Agriculture & Natural Resources	191	205	7.8%	9.3%
Arts & Letters	172	177	6.7%	3.7%
Eli Broad College of Business	421	531	20.1%	15.5%
Communication Arts & Sciences	235	253	9.6%	7.2%
Education	116	117	4.4%	7.4%
Engineering	137	157	6.0%	11.4%
Human Medicine	63	63	2.4%	2.2%
James Madison College	191	198	7.5%	2.3%
Law	35	37	1.4%	n/a
Lyman Briggs College	122	122	4.6%	3.9%
Music	17	27	1.0%	1.1%
Natural Science	176	193	7.3%	11.8%
Nursing	27	28	1.1%	2.3%
Osteopathic Medicine	86	90	3.4%	2.8%
Residential College in the Arts & Humanities	39	39	1.5%	0.6%
Social Science	329	365	13.8%	13.4%
Veterinary Medicine	3	3	0.1%	1.9%

*US citizens/permanent resident only

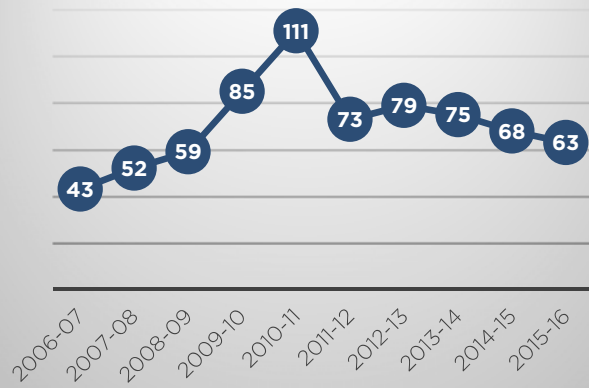
**MSU Registrar, Fall 2015



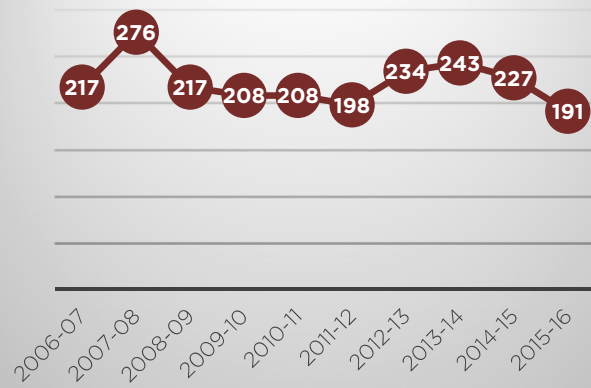
10-year EA participation by College



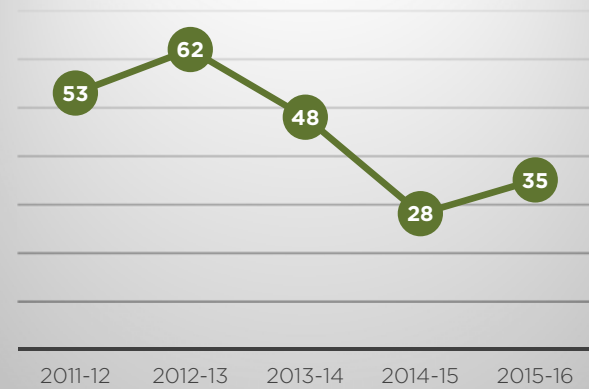
Human Medicine



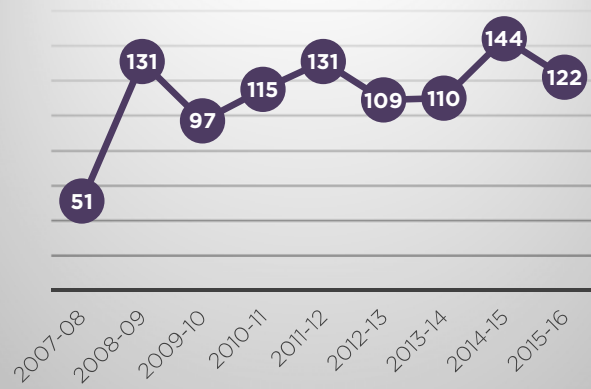
James Madison College



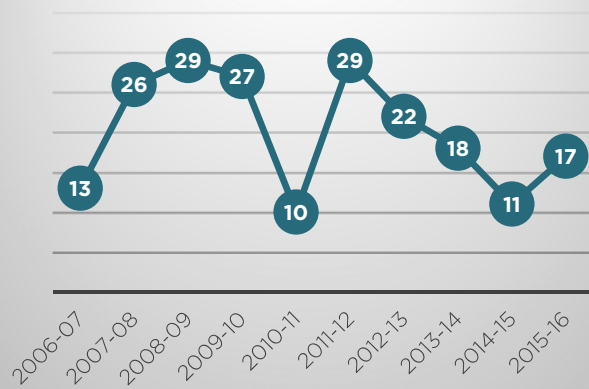
Law



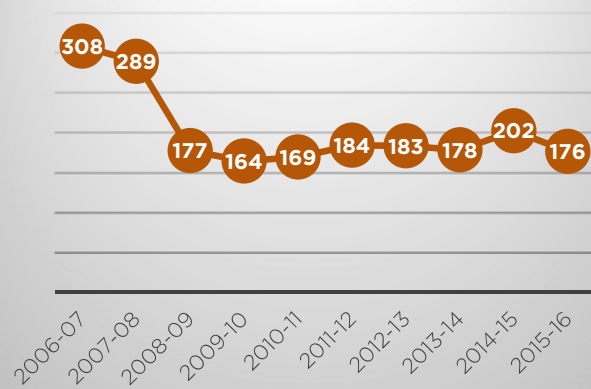
Lyman Briggs College



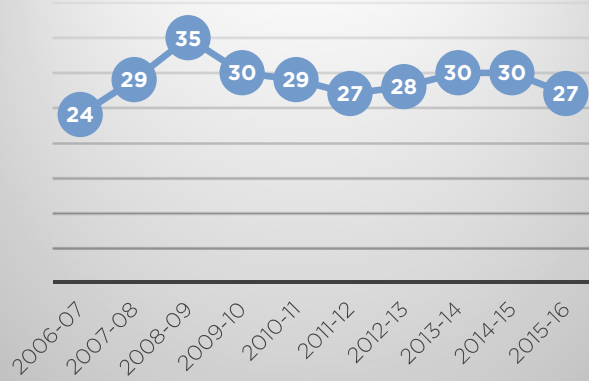
Music



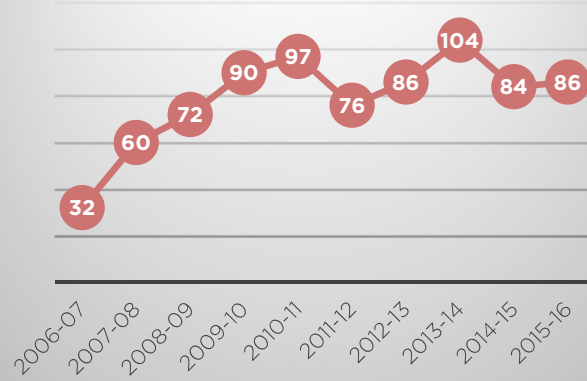
Natural Science



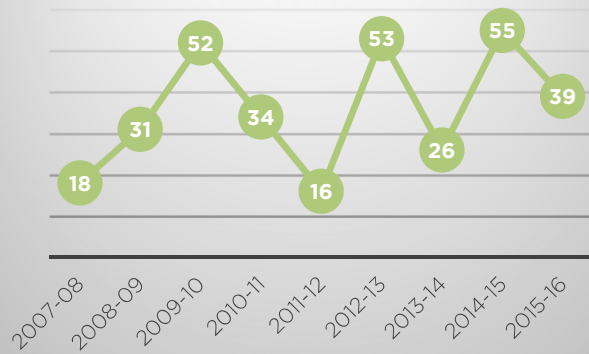
Nursing



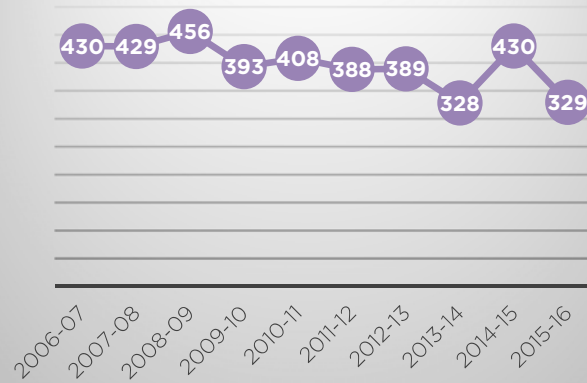
Osteopathic Medicine



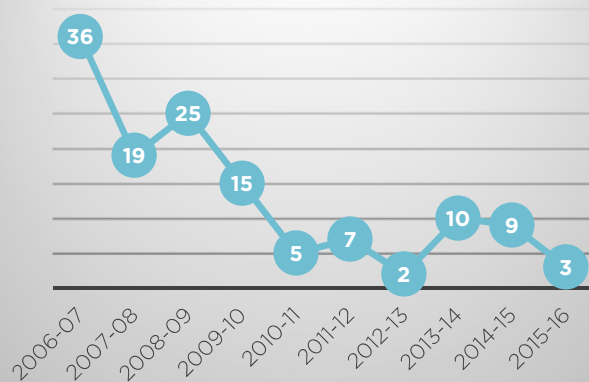
Residential College in the Arts & Humanities



Social Science



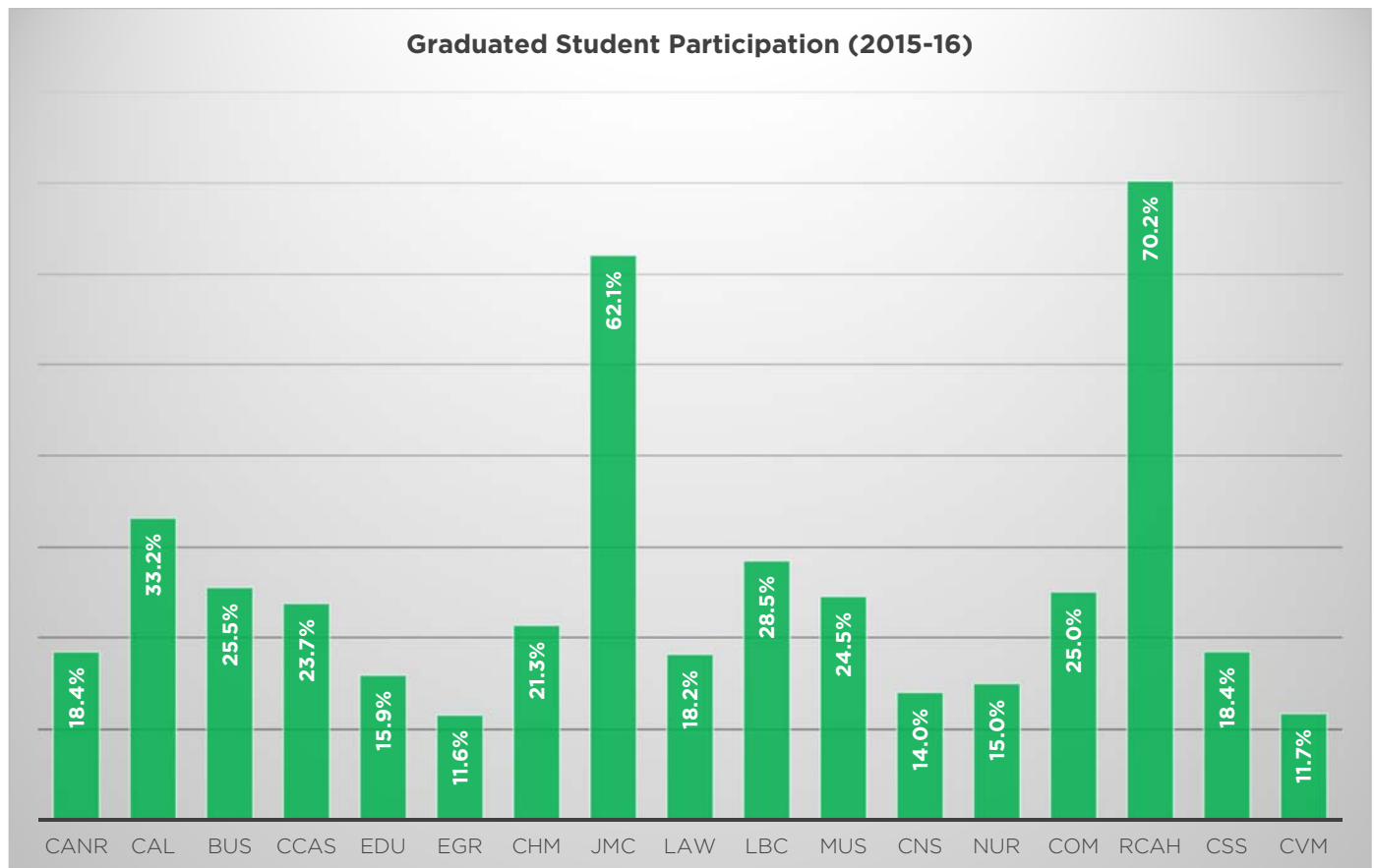
Veterinary Medicine



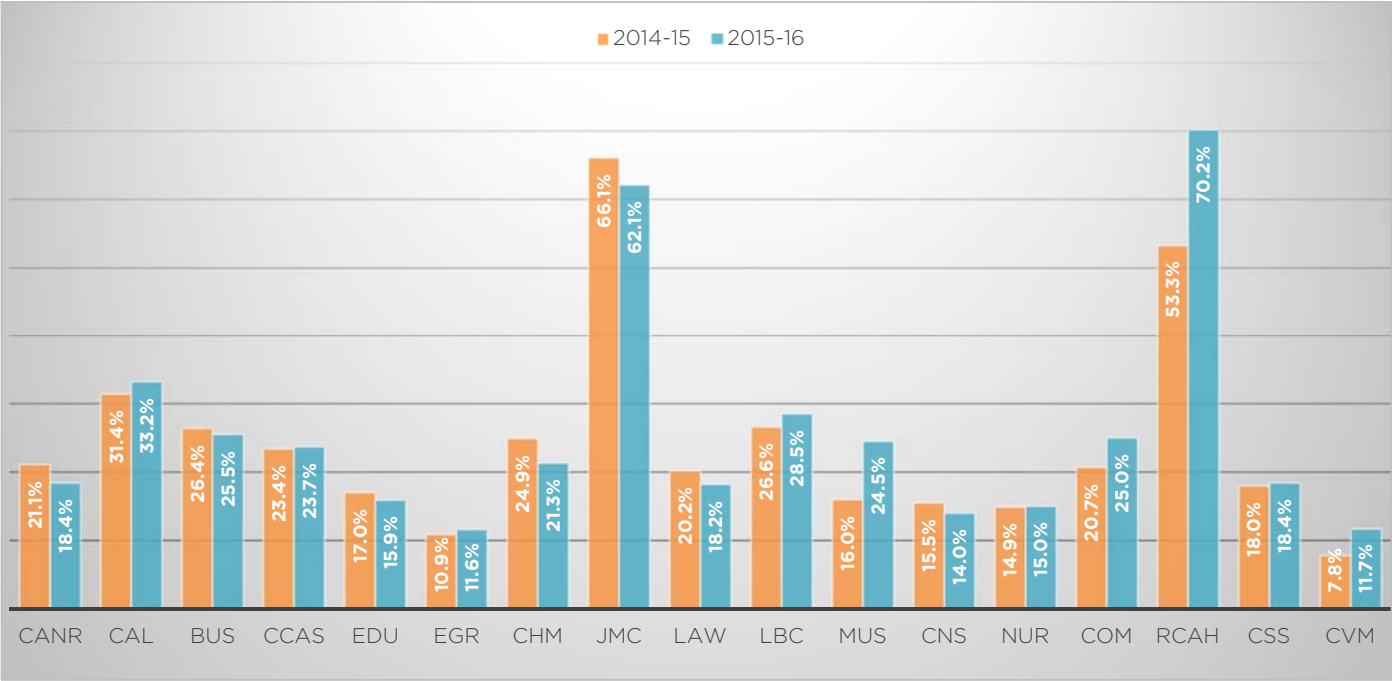
MSU EA participation by MSU College - Graduated students (15-16)*

MSU College	# of EA students	# of Degrees Conferred	Graduated Student Participation
Agriculture & Natural Resources	211	1145	18.4%
Arts & Letters	180	542	33.2%
Eli Broad College of Business	525	2059	25.5%
Communication Arts & Sciences	292	1230	23.7%
Education	177	1115	15.9%
Engineering	114	985	11.6%
Human Medicine	64	300	21.3%
James Madison College	185	298	62.1%
Law	53	292	18.2%
Lyman Briggs College	89	312	28.5%
Music	37	151	24.5%
Natural Science	158	1130	14.0%
Nursing	38	254	15.0%
Osteopathic Medicine	88	352	25.0%
Residential College in the Arts & Humanities	33	47	70.2%
Social Science	410	2223	18.4%
Veterinary Medicine	<u>21</u>	<u>179</u>	<u>11.7%</u>
	2675	12614	21.2%

*Based on MSU students who graduated with a study abroad tracking code (MSU Registrar, 2017)



MSU EA participation by MSU College – Graduated students comparison



MSU EA participation - Honors College

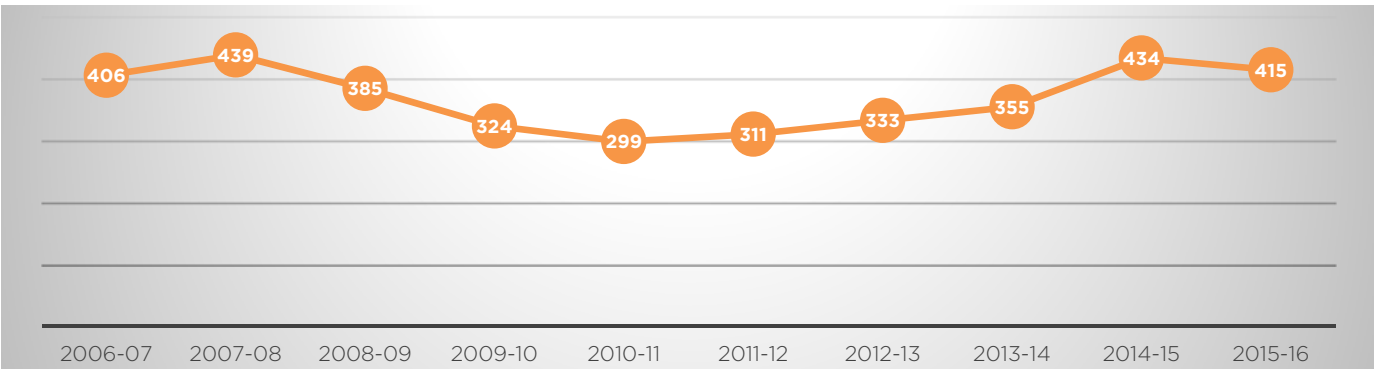
	15-16 Total
Honors College	415
Non-honors	2178
Not reported	44

15.7%

Honors College Members who participated in EA in 2015-16



Honors College EA participation over past 10 years



MSU EA participation by MSU College - Program Selection (15-16)

	Total EA undergrads*	EA undergrads in program sponsored by their home college	%	EA undergrads in program NOT sponsored by their home college	%
Agriculture & Natural Resources	191	108	56.5%	83	43.5%
Arts & Letters	169	121	71.6%	48	28.4%
Eli Broad College of Business	298	274	91.9%	24	8.1%
Communication Arts & Sciences	233	158	67.8%	75	32.2%
Education	111	15	13.5%	96	86.5%
Engineering	137	56	40.9%	81	59.1%
James Madison College	191	121	63.4%	70	36.6%
Lyman Briggs College	122	32	26.2%	90	73.8%
Music	16	8	50.0%	8	50.0%
Natural Science	175	37	21.1%	138	78.9%
Nursing	26	13	50.0%	13	50.0%
Residential College in the Arts & Hum.	39	0		39	100.0%
Social Science	303	179	59.1%	124	40.9%
Veterinary Medicine	3	0		3	100.0%

*US citizens/permanent resident only

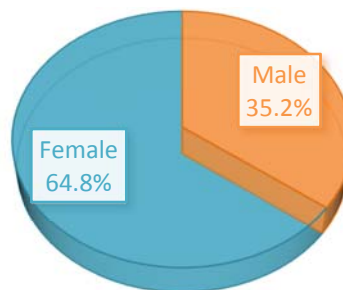
STUDENT PARTICIPATION

GENDER

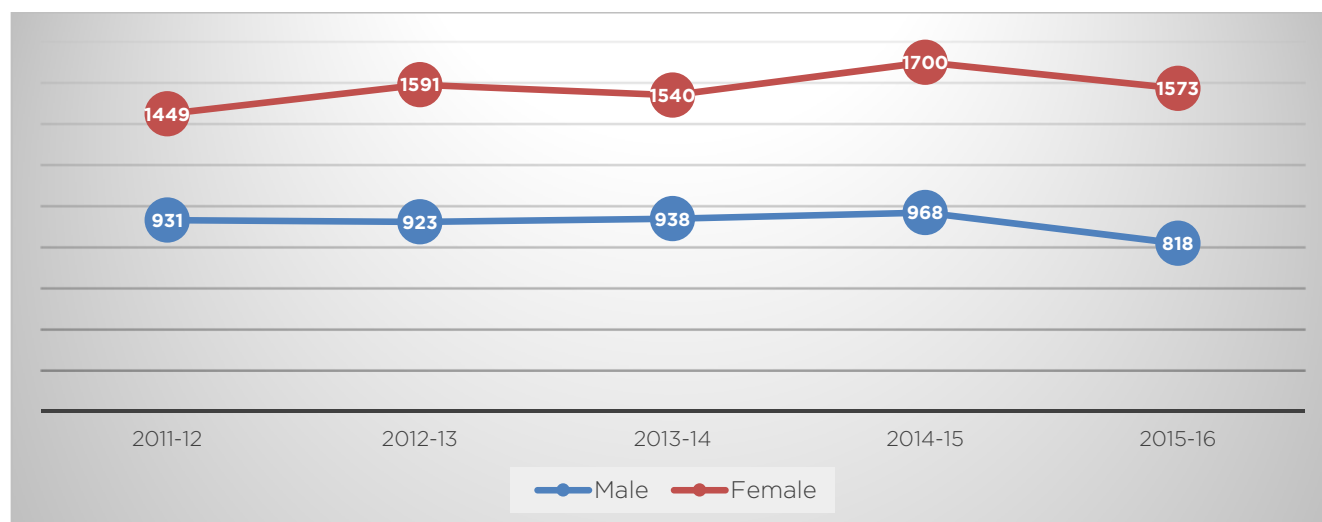
MSU EA participation by Gender (15-16)

	All students	MSU	MSU*
Male	934	928	818
Female	1737	1709	1573

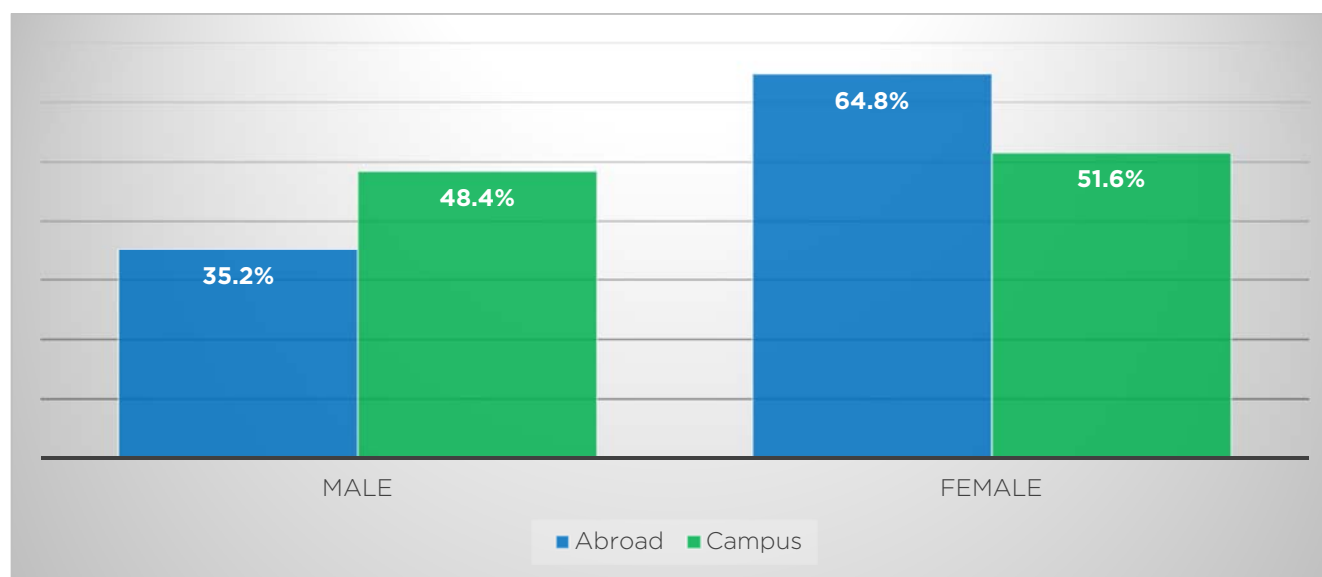
*US citizens/permanent resident only



5-year EA participation by Gender



Abroad vs. Campus Gender

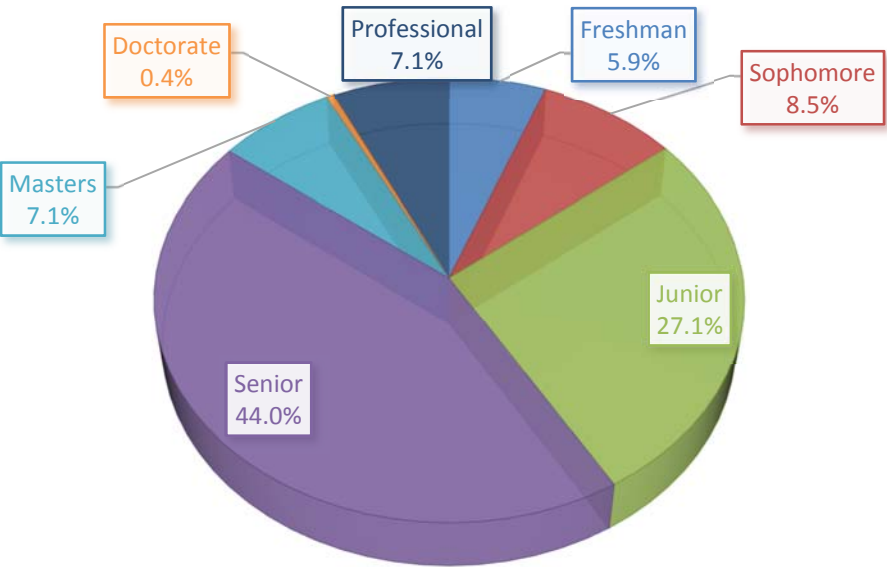


CLASS STANDING

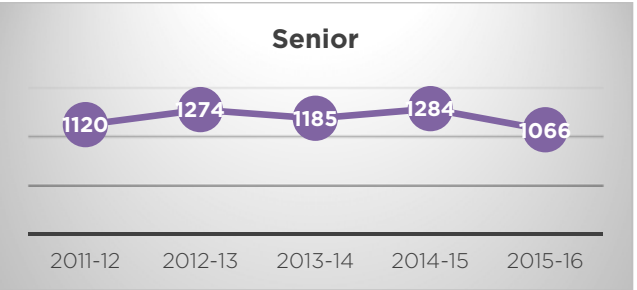
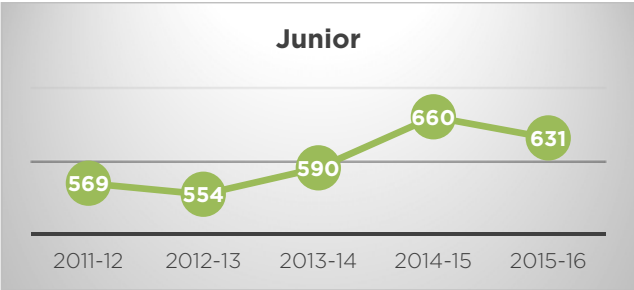
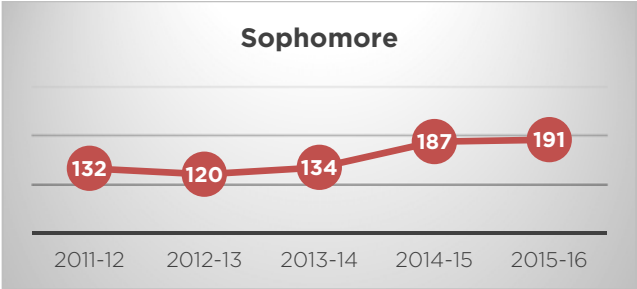
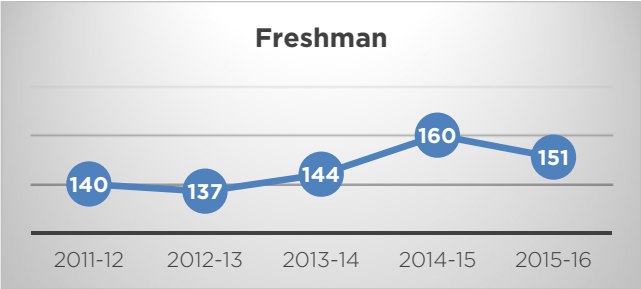
MSU EA participation by Class Standing (15-16)

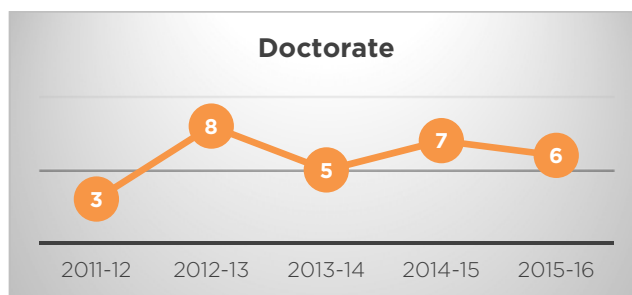
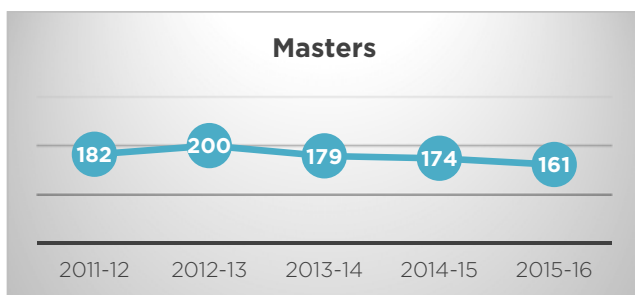
	All students	MSU	MSU*
Freshman	154	154	151
Sophomore	223	223	191
Junior	712	712	631
Senior	1160	1158	1066
Masters	189	187	161
Doctorate	11	11	6
Professional	190	186	180

**US citizens/permanent resident only*

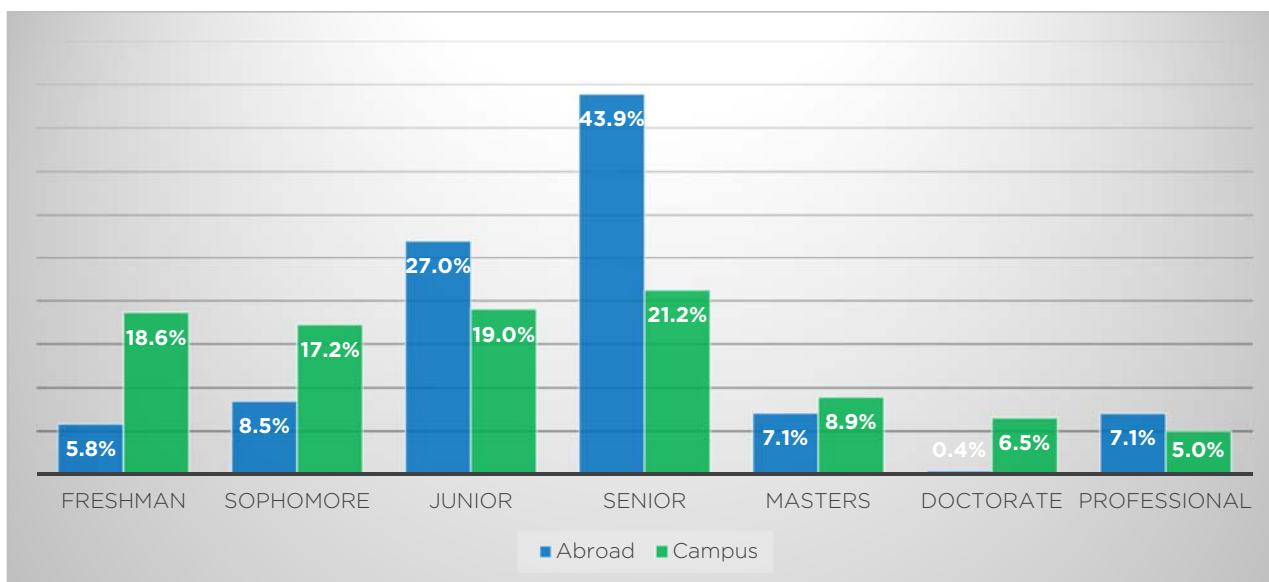


5-year EA participation by Class Standing*





Abroad vs. MSU Campus Class Standing (15-16)



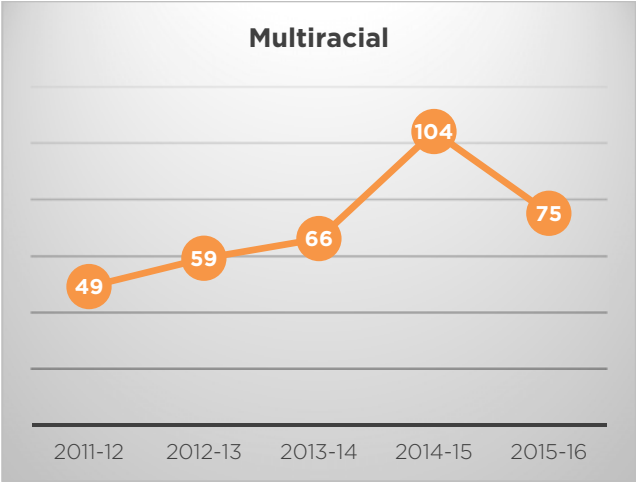
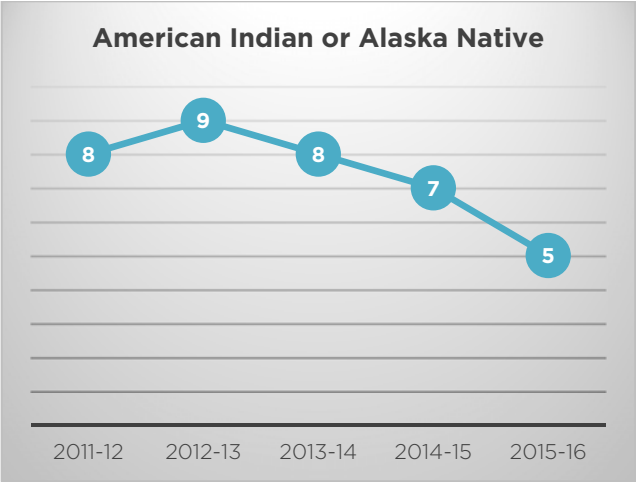
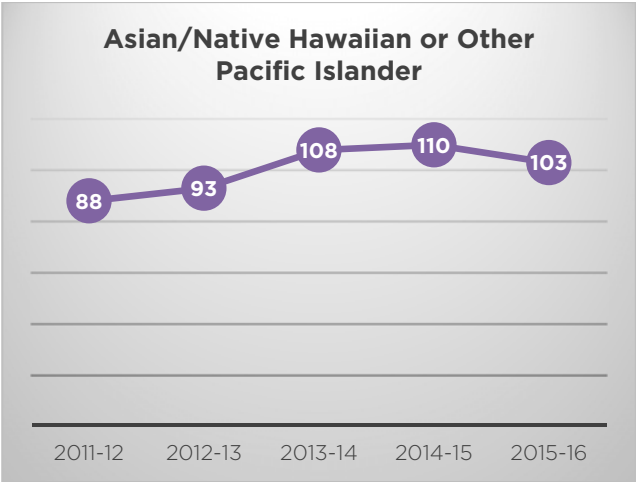
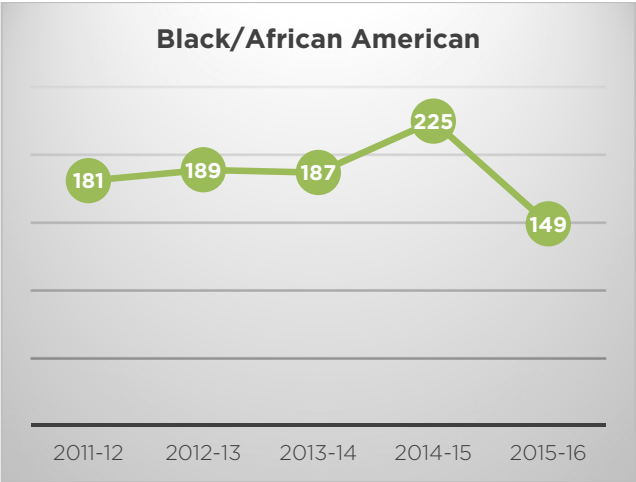
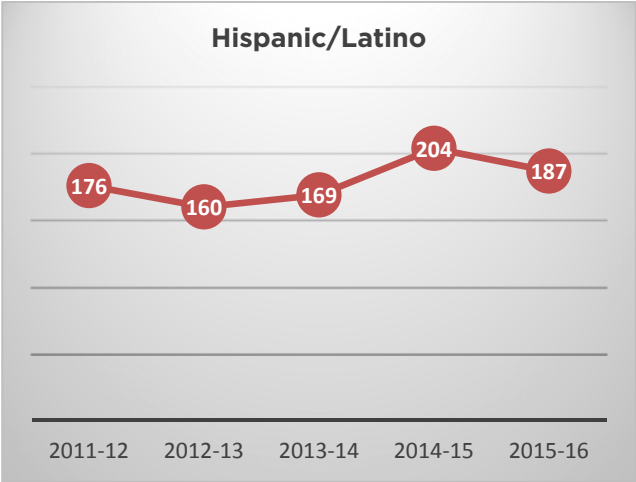
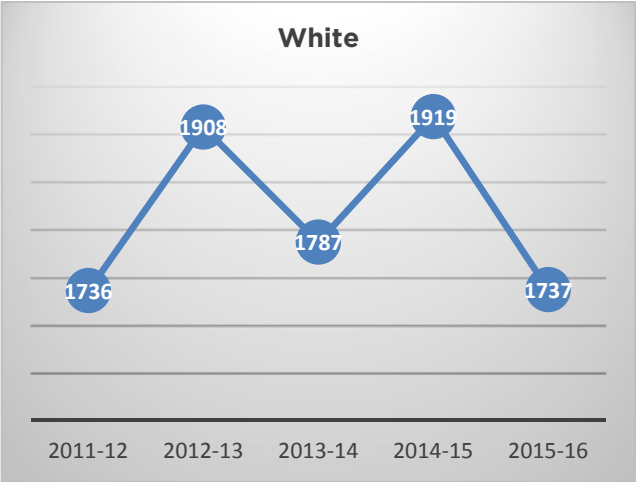
ETHNICITY

MSU EA participation - by Ethnicity (15-16)

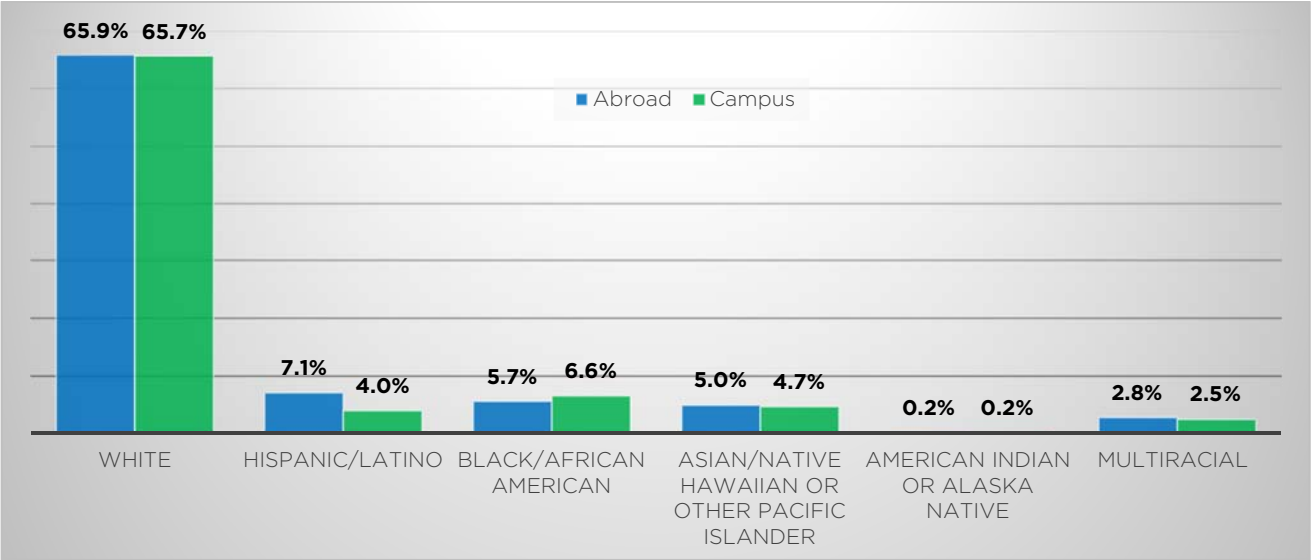
	All students	MSU	MSU*
White	1765	1737	1737
Hispanic/Latino	188	188	187
Black/African American	152	149	149
Asian/Native Hawaiian or Other Pacific Islander	132	131	103
American Indian or Alaska Native	5	5	5
Multiracial	76	75	75

*US citizens/permanent resident only

5-year EA participation by Ethnicity*

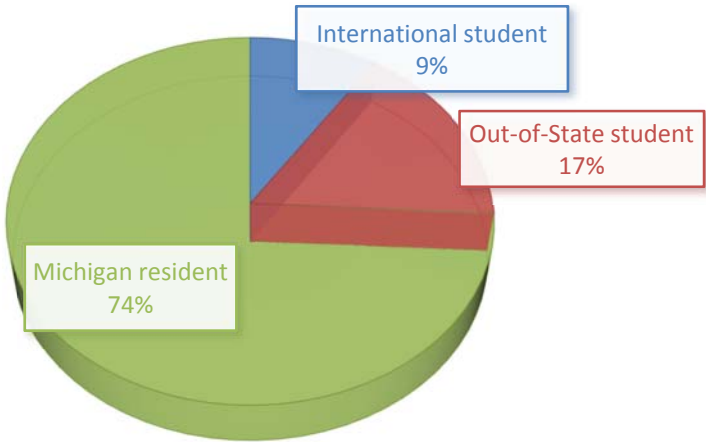


Abroad vs. MSU Campus Ethnicity (15-16)

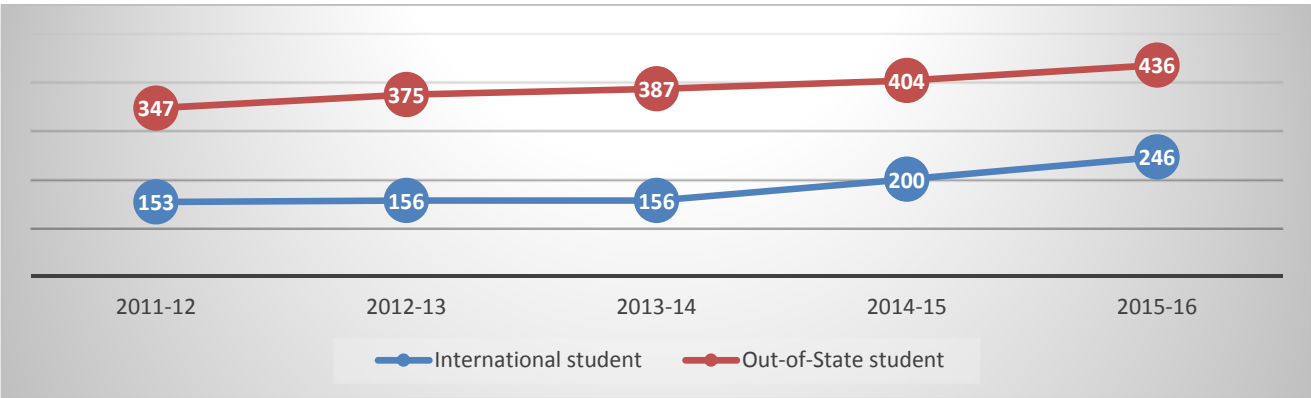


RESIDENCY

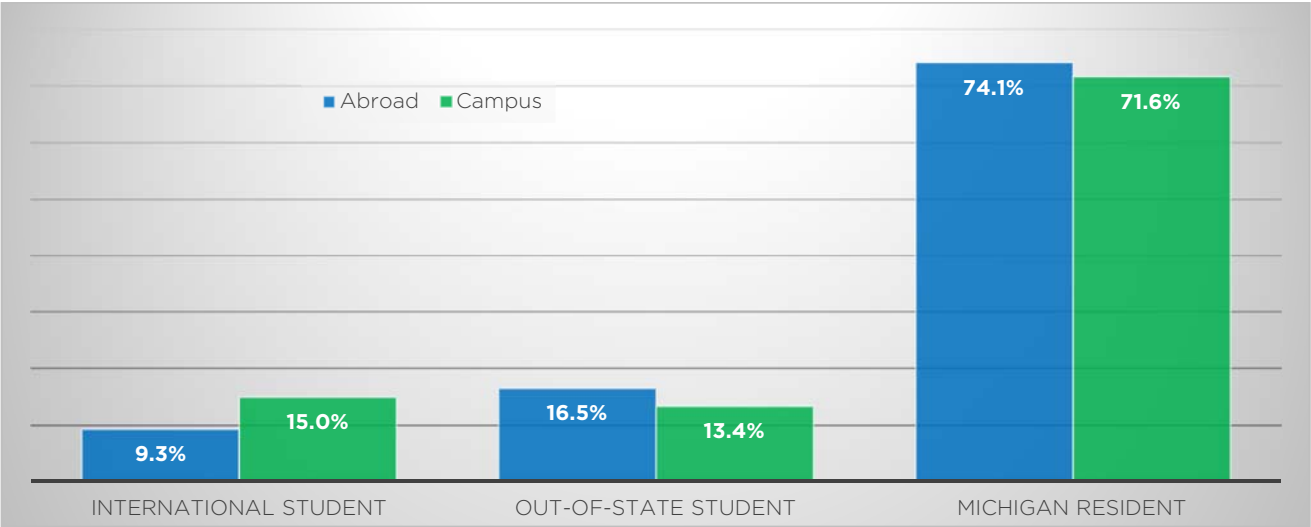
MSU EA participation by Residency (15-16)



5-year EA participation by Residency (international and out-of-state)



Abroad vs. MSU Campus (15-16)

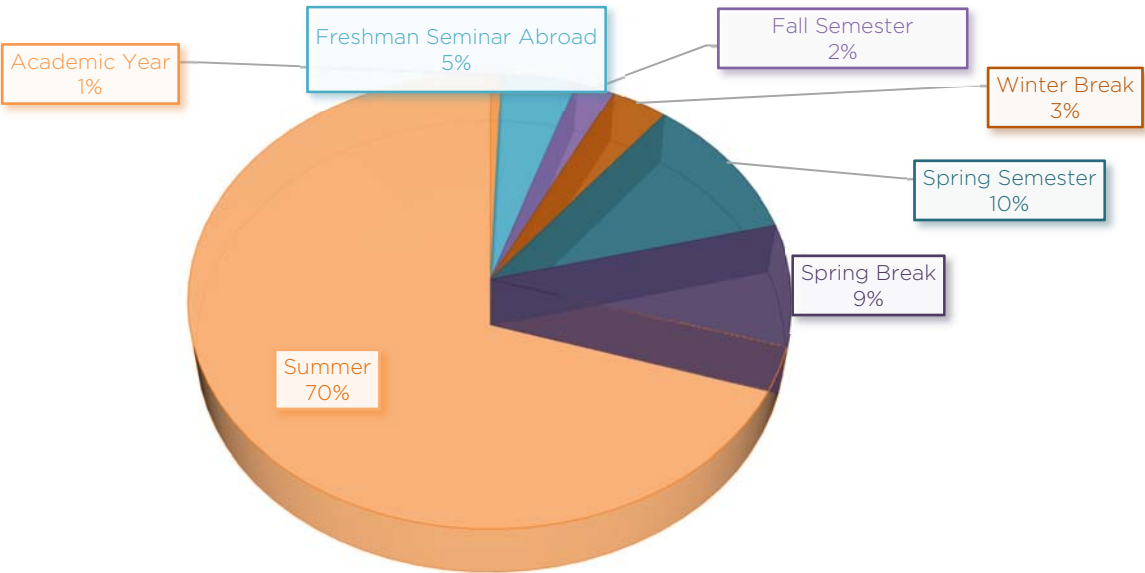


DURATION

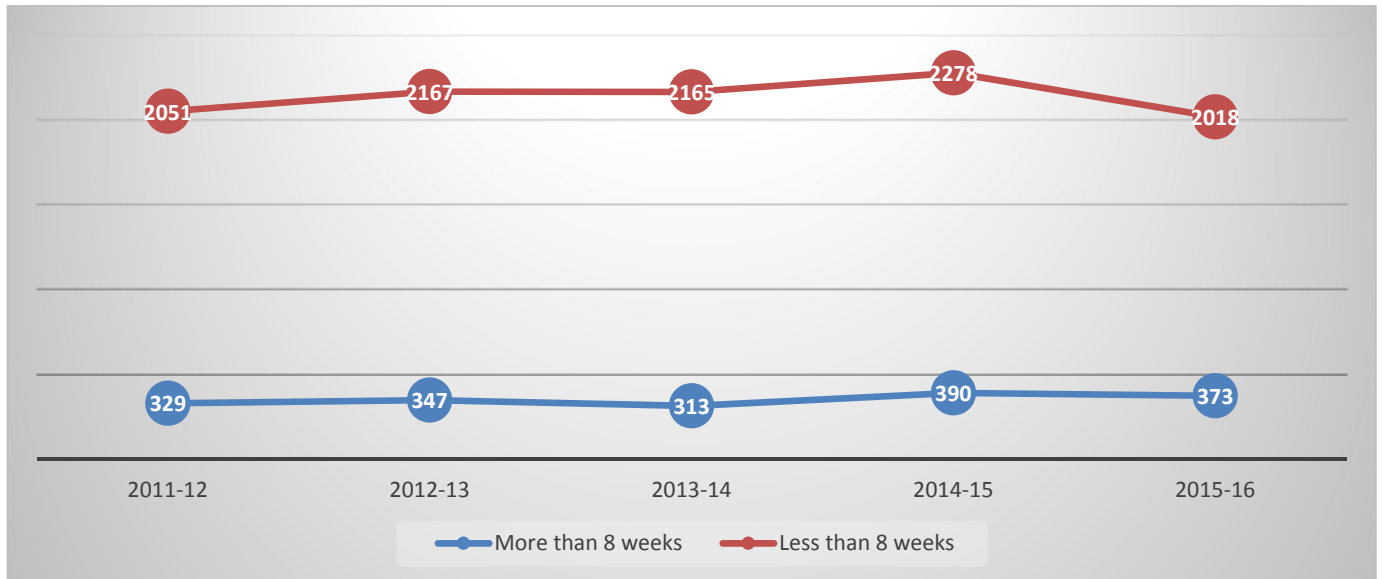
MSU EA participation by Term (15-16)

	All students	MSU	MSU*
Academic Year	17	17	16
Freshman Seminar Abroad (FS)	116	116	116
Fall Semester	60	60	56
Winter Break	89	89	84
Spring Semester	276	273	253
Spring Break	231	231	221
Summer	1882	1851	1645

*US citizens/permanent resident only



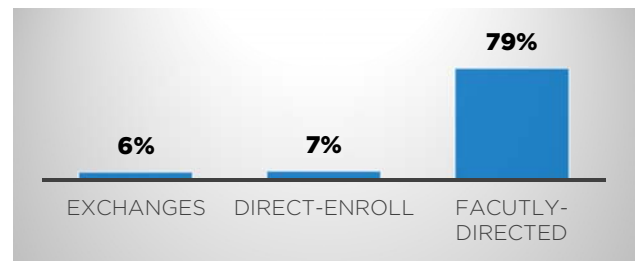
5-year EA participation by Duration*



PROGRAM TYPE

MSU EA participation by Program Type (15-16)

	MSU	
Exchange programs	163	6%
Direct-enroll programs	183	7%
Faculty-directed programs	2079	78%

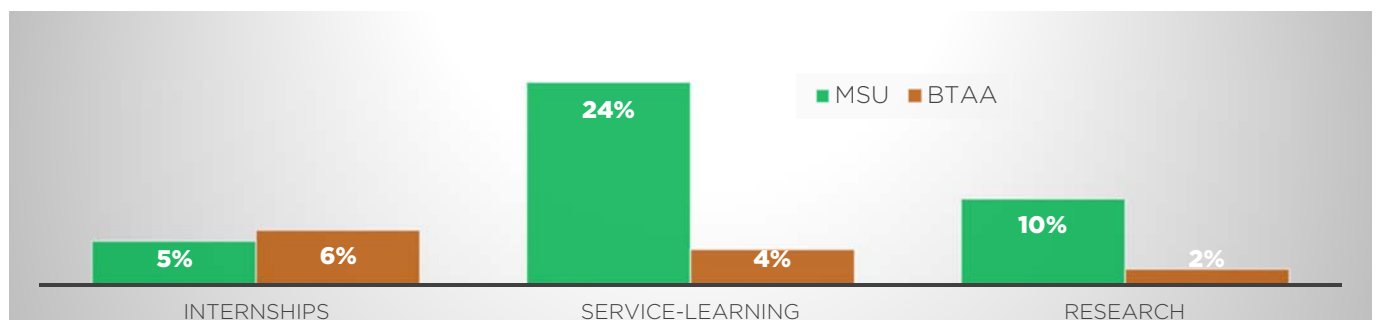


PROGRAM EXPERIENCE

MSU EA participation by Program Experience (15-16)

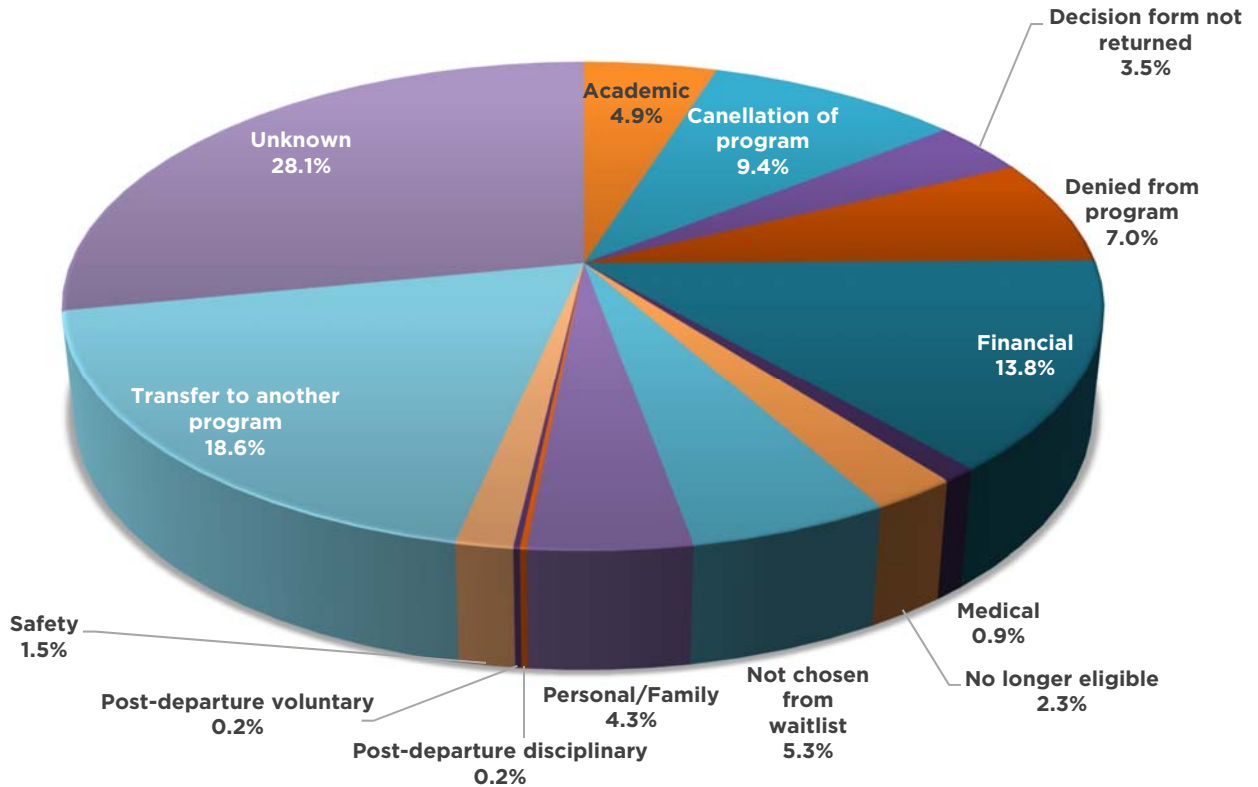
	MSU		BTAA	
Internships	137	5%	1759	6%
Service-learning	620	23%	1151	4%
Research	266	10%	534	2%

BTAA Benchmark 2016

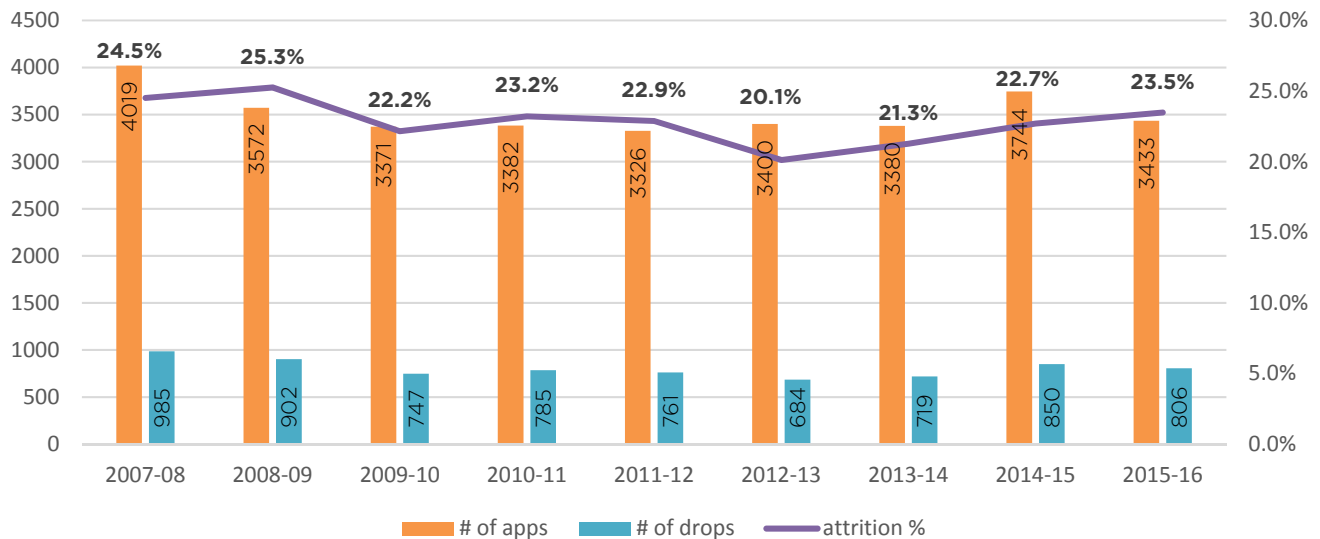


WITHDRAWAL

MSU EA Reasons for Withdrawal (15-16)



MSU EA Attrition Rates*



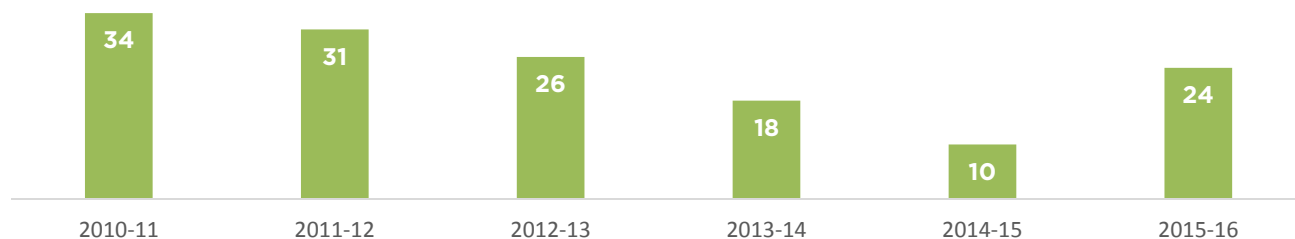
*Excludes transferring to another program, cancellation of a program, and denied applicants)

PROGRAM PORTFOLIO OVERVIEW

Number of programs (15-16)	282
Program status (15-16)	
New	22
Inactivated	17
Cancelled	24
Not running	52
Program durations	
Long-term (academic year)	20
Mid-length (semester/9+weeks)	89
Short-term (less than 8 weeks)	209
Program types	
Exchange programs	38
Direct-enroll programs	28
Faculty-directed programs	164
Freshman Seminars	10
Internships (full-time)	12
Provider programs	23
Program experiences	
Internships (full-time & embedded)	28
Service-learning	59
Research	35

Program cancellations

24 education abroad programs were cancelled (intended to take place, but had insufficient enrollment numbers to operate) in 2015-16, significantly up from last year. The Office for Education Abroad encourages program leaders to consider rotating their program on an every-other-year basis and encourages colleges to take steps to manage how their academic offerings meet or exceed demand.



In addition, two programs were suspended (security or other unforeseen circumstances) and 44 were slated as “not running” (no faculty director to lead them or another circumstances that prevented operation).

PROGRAM LISTS

Service-learning programs

1. A Fragile Fiji: Integrating Ecosystems and Human Dimensions in the Face of Climate Change
2. Applied International Development and Community Engagement
3. Arts Education Across Cultures: Ghana Study Abroad
4. Brazil Health Exposure Experience in Belem & Braganca
5. CHM International Rotation*
6. CHM Service Learning*
7. Clinical Tropical Medicine Elective in Malawi*
8. COM International Rotation*
9. COM Service Learning*
10. Community Engagement in the Peruvian Andes
11. Community Medicine in the Yucatan
12. Contemporary Culture, Politics, and Society in Greece
13. Contemporary Issues in Developing Societies: Belize Spring Break
14. Cross-cultural Teaching Abroad: South Africa
15. Cuban Healthcare System and Culture
16. Cultural Heritage and Social Transformation in Cuba
17. Development and NGOs: Internships in Malawi
18. EARTH University
19. Education, Society, and Learning in South Africa
20. Ethics and Development in India
21. Ethics and Development in Mali: Dialogue and Reconciliation
22. Ethics in Tourism and Sustainable Development
23. Global Health Education - Understanding Turkish Culture and Healthcare Delivery System
24. Information and Communication Technologies for Development
25. Institut Polytechnique LaSalle Beauvais
26. International Engagement in Mexico - Campeche
27. International Engagement in Mexico - Guelatao
28. International Engagement in Mexico - Huatulco
29. International Engagement in Mexico - Mérida
30. International Engagement in Mexico - Puebla
31. International Social Policy and Social Service Delivery
32. International Social Policy and Social Service Delivery: Mexico
33. Internships in Argentina
34. Internships in Australia
35. Internships in Barcelona
36. Internships in Berlin
37. Internships in Cape Town
38. Internships in China
39. Internships in Dublin
40. Internships in London
41. Internships in Paris
42. Internships in Singapore
43. Internships in Thailand
44. Internships in Toronto
45. John Cabot University in Rome
46. Leadership in Medicine for the Underserved
47. Learning About Health Care and Providing Service in Cuba
48. Made in Italy
49. Masculinity, Leadership, and Fraternities in Southern Europe
50. Paradise in Peril? Exploring Madagascar's Biodiversity Crisis

51. Planning and Design Practice in Asia
52. Pre-Clinical Observation, Culture and Medicine
53. Program in Public Health: Peru
54. Public Health in Ghana: Methods for Community Practice
55. Rainforests and Reality
56. South Africa Scholars: Research and Community Engagement
57. Spanish for Healthcare Professions
58. Sustainable Development
59. University of KwaZulu-Natal

**Independent medical rotation or practicum through the Colleges of Human or Osteopathic Medicine*

MSU defines curricular civic engagement as “teaching, learning, and scholarship that engage faculty, students, and community in mutually beneficial and respectful collaboration. Their interactions are supported by the institution and address community identified needs, deepen student learning, enhance the well-being of the community, and enrich the scholarship of the university.”

Academic service-learning is very similar and defined by MSU as “a teaching method that combines community service with academic instructions as it focuses on critical, reflective thinking and civic responsibility. Service-learning programs involve students in organized community service that addresses local needs, while developing their academic skills, sense of civic responsibility and commitment to the community.”

Because these terms are closely intertwined, we include both community engagement/service learning experiences and internships in our statistical reporting of programs.

Research programs

Education Abroad works with the Undergraduate Research Office to review programs that offer an **undergraduate research** component. The list below has been completed using MSU’s official definition* and in collaboration with the Undergraduate Research Office within the Office of the Associate Provost for Undergraduate Education, and a subcommittee of the Advisory Council for Education Abroad.

1. A Fragile Fiji: Integrating Ecosystems and Human Dimensions in the Face of Climate Change
2. Australian National University
3. Behavioral Ecology of African Mammals
4. Beyond Bollywood
5. Biology in the Galapagos Islands and Amazonia
6. Britain and the World: Politics, Love and Conflict
7. Community Engagement in the Peruvian Andes
8. Cultures and Storytelling
9. Engineering at Leibniz University in Hannover
10. Ethics and Development in India
11. Europe at War: Politics, Love and Conflict
12. EuroScholars Research Study Abroad Program
13. Evolution of Uganda’s Forest Biodiversity: Apes to Aves
14. Freshman Seminar Abroad in Cuba
15. ICT for Development
16. IESEG School of Management - Paris
17. Internships in Australia
18. Internships in Cape Town
19. Lancaster University
20. LaSalle Beauvais
21. Maya Culture History Fieldschool

22. Mechanical Engineering at RWTH-Aachen
23. Molecular Biology Research in Düsseldorf
24. Natural Science
25. Paradise in Peril? Exploring Madagascar's Biodiversity Crisis
26. Photo Communication
27. Public Health in Ghana: Methods for Community Practice
28. Rainforests and Reality
29. Research and Action in the New South Africa
30. South Africa Scholars: Research and Community Engagement
31. Summer Engineering in Madrid
32. Sustainability and Civic Engagement
33. Sustainable Food, Environment and Social Systems
34. Technology and Culture: Communication and Games
35. Technology and Culture: Communication and Games

*MSU's official definition is as follows:

Broadly defined, undergraduate research includes scholarly, creative, and artistic activities that lead to new knowledge, improve problem solving capabilities, offer original or historical theory and interpretation, and/or produce art or creative performances. A collaborative effort between students and their research mentors, undergraduate research and creative activities are interactive, discovery-based experiences that teach and engage students about the numerous components involved in the research and creative process. Research and creative opportunities occur in and outside of the formal curriculum.

Students' individual abilities, time commitment, and length of involvement will affect their productivity as undergraduate researchers. Undergraduate students may not engage in a research or creative opportunity long enough to make an original contribution to a discipline. However, if students learn and work on essential components of the research or creative process (e.g., review literature and identify knowledge gaps, design hypotheses and experiments, collect and analyze data), we posit that they begin to more deeply engage in an academic discipline by learning about research or creative methods, practicing advanced critical thinking, and participating in key steps of the research and/or creative continuum.

Internship programs

The internship programs listed below are MSU-sponsored, credit-bearing, academic internships and usually provide no salary. Some of the programs are stand-alone options where students participate in a full-time internship throughout the year. Others are embedded and require students to enroll in a classroom-based study abroad program, either simultaneously or immediately before the internship.

1. Arabic Overseas Flagship in Morocco*
2. Arts, Cultural Heritage, and Museum Studies in South Africa*
3. Ben-Gurion University of the Negev in Beer Sheva*
4. City University of Hong Kong*
5. Deakin University in Melbourne*
6. Development and NGOs: Internships in Malawi*
7. Ecole d'Ingenieurs de Purpan in Toulouse*
8. Ethics and Development in India*
9. Hebrew University of Jerusalem*
10. Internships and Community Research in Huamachuco Peru*
11. Internships in Argentina
12. Internships in Australia
13. Internships in Barcelona
14. Internships in Berlin
15. Internships in Cape Town
16. Internships in China
17. Internships in Dublin
18. Internships in London

19. Internships in Paris
20. Internships in Singapore
21. Internships in Thailand
22. Internships in Toronto
23. Molecular Biology Research in Düsseldorf*
24. Professional Writing London: Creative People and Workplaces*
25. Research and Action in the New South Africa*
26. Teaching Internships in Germany*
27. University of Haifa*
28. University of the Philippines-Los Baños*

**Embedded or optional internship*

New programs

22 new education abroad programs were approved in 2015-16 with areas of study ranging from health care in Cuba to sports journalism in Europe, and include seven new partnerships with institutions in Asia, Europe, and Oceania.

1. Birth, Death and Bioethics in the Netherlands (FL)
2. Chinese Language and Culture in Chengdu (FL)
3. Conservation Medicine in New Zealand (FL)
4. Corporate Social Responsibility in India (FL)
5. Culture and Creativity in Sweden (FL)
6. Dubai in the UAE: The Globalization of Consumerism and Community (FL)
7. Dubai, Detroit and Dearborn: The Globalization of Consumerism and Community (FL)
8. Global Marketplace in Argentina: PIM 874 (FL)
9. Global Marketplace in Central Europe: PIM 874 (FL)
10. International Engagement in Guelatao (FL)
11. Koç University (DE)
12. LaSalle Beauvais in Beauvais (EX)
13. Learning About Health Care and Providing Service in Cuba (FL)
14. Lund University (EX)
15. Massey University (DE)
16. Paris and Rome: Study of Sports Journalism and Sporting Cultures (FL)
17. Social Welfare and Practice in Bosnia-Herzegovina (FL)
18. The Cuban Health Care System and Culture (FL)
19. The Hong Kong Polytechnic University (DE)
20. The Italian Economy in Historical Perspective (FL)
21. Tohoku University in Sendai (EX)
22. Waseda University (EX and DE)

(DE) = direct enrollment; (EX) = exchange; (FL) = faculty-led; (FSA) = freshman seminar abroad; (I) = internship

Program inactivations

In 2015-16, the Office for Education Abroad removed 17 programs from our catalog of programs, with the assistance of the colleges.

1. Building Partnerships for Vulnerable Children and Youth in Western Kenya
2. CIC/AESOP Internships in Australia
3. Community Engagement in Rural Ireland
4. Conservation and Biodiversity in South African Parks and Game Reserves
5. Culture, Politics and Globalization in South Asia
6. Ethics and Literature in London
7. Freshman Seminar Abroad in Canada

8. Freshman Seminar in Mexico
9. Freshman Seminar in Scotland
10. History of Science: Florence and Rome
11. Intensive Swahili in Tanzania
12. Internal Medicine 621 Kenya
13. Learning, Technology, and Culture in the Land in Between
14. Nursing in China
15. Society and Ecology in Kenya
16. Study Abroad for Veterinary Students in India
17. The United States and WWII Europe: Memory and Memorials

The Advisory Council for Education Abroad is provided a list of programs to inactivate. Colleges typically have until July 1 to confirm inactivation or provide detailed rationale for continuation.



Office for Education Abroad
MICHIGAN STATE UNIVERSITY

International Center
427 N. Shaw Lane, Room 109
East Lansing MI 48824

Phone: (517) 353-8920

E-mail: abroad@msu.edu

Web: educationabroad.msu.edu