



2016-17

**PARTICIPATION
& PORTFOLIO
OVERVIEW**

Education Abroad Participation and Program Portfolio Overview

2016-17 REPORT

TABLE OF CONTENTS

Introduction.....	3
Participation Overview.....	4
Benchmark Comparisons.....	5-7
Regional Participation.....	8-10
College Participation.....	11-17
Student Participation.....	18-25
Program Portfolio Overview.....	26-31

RECOMMENDED CITATION

Steglitz, I. and Benner, C. (2018). Education Abroad Participation and Portfolio Overview 2016-17.
East Lansing: Michigan State University Office for Education Abroad

©Michigan State University Board of Trustees. East Lansing MI 48824
MSU is an affirmative-action, equal-opportunity employer. Visit msu.edu

Additional reports produced by the Office for Education Abroad

- American Semester Program Enrollment and Reinvestment
- American Semester Program Recruitment and Marketing Plan
- Annual EA Progress Report & Overview
- Curriculum Integration Report
- Diversity and Underrepresentation Report
- Entrepreneurship and Innovation Report
- Exchanges Report
- Faculty Development and Engagement Report
- Faculty Satisfaction Survey (biannual)
- Financing for Education Abroad Students Report (every two years)
- International Internship Report
- Marketing and Communications Report
- Ongoing Orientation Report
- Portfolio Audit
- Scholarship Report
- Service-Learning Report
- Student Evaluation Reports (Pre- and Post-Program)
- Undergraduate Research Report

Email abroad@msu.edu to request copies.

INTRODUCTION

The Office for Education Abroad produces this annual statistical report covering the previous academic year for OUTBOUND MSU students participating in education abroad outside of the United States. (Statistics about inbound, international students studying at MSU can be found in the bi-annual American Semester Program Report).

The data is available prior to the national media coverage in the Institute of International Education's *Open Doors* report, which is released during International Education Week in November 2018.

Most data is based on the number of degree-seeking MSU students (U.S. citizens/permanent residents only) participating in an education abroad program outside of the United States for academic credit to coincide with *Open Doors* reporting requirements. Non-credit bearing experiences, international students, and non-degree-seeking students are not included, unless otherwise indicated.

We hope the information is useful for planning within your college, department or unit for current or future education abroad participation. *A statistical report for external audiences is available on the MSU Education Abroad website. Extra copies are available upon request to bennerc@msu.edu.*

Highlights of 2016-17

- A total of 2,935 students participated in an education abroad program (MSU, non-MSU and international students), up 10% compared to last year.
- Approximately 23% of MSU undergraduates participate in at least one education abroad program. This far exceeds the national average of 15%.
- Compared to the national averages, MSU exceeds participation in the following categories
 - Males (+1%)
 - Freshmen (+3%)
 - Graduate students (+2%)
 - Black/African American students (+.5%)
 - Short-term programming (+22%)
 - STEM majors (+8%)
 - Social sciences majors (+3%)
 - Communications/journalism majors (+4%)
 - Humanities majors (+1%)
 - Legal studies majors (+2%)
- Participation in non-traditional locations (Asia and Middle East/N. Africa) rose by 4% this year.
- Nine (9) MSU colleges have a higher percentage of students abroad compared with their on-campus populations.
- 13 MSU colleges saw an increase in participation over last year with the College of Natural Science jumping up by 45%.
- Among the MSU students who graduated in the 2016-17 academic year, 20.2% participated in education abroad. JMC (54%), RCAH (47%) and CAL (41%) had the highest percentage of graduates with education abroad experience.
- Participation rose among Black/African American students (+2%) and Multiracial students (+1%).
- Students participating over winter break and spring break increased over last year (+3%).
- Direct enrollment programs saw an increase of 3% in student participation compared to last year.
- More programs offered experiential learning (internships, research and service-learning opportunities) abroad in 2016-17.
- Only nine (9) programs were cancelled in 2016-17 compared to 24 last year.

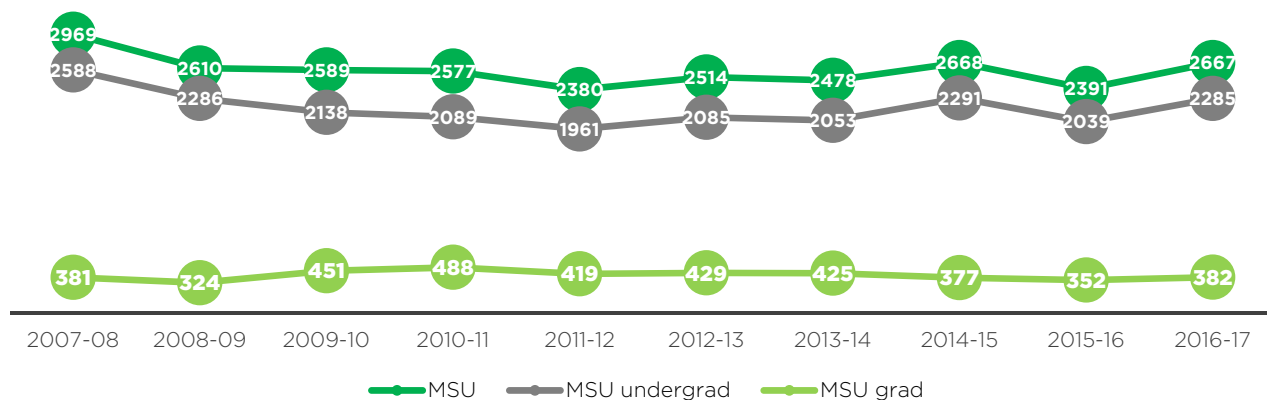
PARTICIPATION OVERVIEW

In 2016-17, participation increased approximately 10% in over the previous academic year.

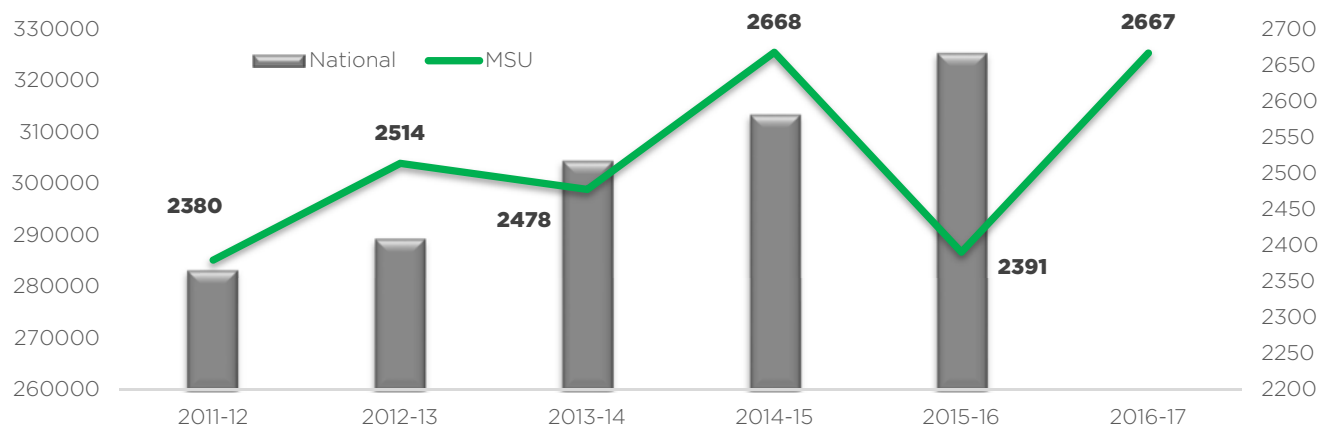
MSU EA participation	2016-17
MSU students*	2667
Undergraduates*	2285
Graduate students*	282
MSU international students	222
Non-MSU students	46
TOTAL STUDENTS	2935

*US citizens/permanent resident only

10-year MSU participation



MSU vs National EA participation*



BENCHMARK COMPARISONS

Open Doors

Open Doors is the annual report produced by the Institute of International Education and provides the latest statistics and trends on international students in the United States and U.S. students engaged in education abroad. This annual report on enrollment numbers is often referred to as a ranking but it does not contain any indicators of quality other than enrollment.

The majority of the report **counts only those students who are U.S. citizens/permanent residents** who receive academic credit from an accredited U.S. institution of higher education. Students who travel and take courses abroad without receiving academic credit are not reported in the figures below, nor are students who are enrolled overseas for degrees from non-U.S. institutions.

IIE 2017 Open Doors table of the top 25 institutions based on enrollment

Top 25 Institutions Awarding Credit for Study Abroad, Ranked by Student Total, 2015/16				
Rank	Institution	City	State	Total
1	New York University	New York	NY	4,481
2	Texas A&M University - College Station	College Station	TX	3,683
3	University of Southern California	Los Angeles	CA	3,287
4	University of Texas - Austin	Austin	TX	3,019
5	Ohio State University - Columbus	Columbus	OH	2,886
6	University of Michigan - Ann Arbor	Ann Arbor	MI	2,801
7	Indiana University - Bloomington	Bloomington	IN	2,720
8	San Diego State University	San Diego	CA	2,659
9	University of Minnesota - Twin Cities	Minneapolis	MN	2,490
10	Michigan State University	East Lansing	MI	2,391
11	University of California - Los Angeles	Los Angeles	CA	2,368
12	Florida State University	Tallahassee	FL	2,250
13	University of Georgia	Athens	GA	2,248
14	University of Wisconsin - Madison	Madison	WI	2,244
15	Arizona State University - Tempe	Tempe	AZ	2,222
16	University of Washington	Seattle	WA	2,213
17	University of North Carolina - Chapel Hill	Chapel Hill	NC	2,124
18	Pennsylvania State University - University Park	University Park	PA	2,048
19	University of Florida	Gainesville	FL	2,038
20	University of Illinois - Urbana-Champaign	Champaign	IL	2,018
21	University of Pennsylvania	Philadelphia	PA	2,005
22	Brigham Young University	Provo	UT	1,998
23	Purdue University - West Lafayette	West Lafayette	IN	1,993
24	University of Virginia - Charlottesville	Charlottesville	VA	1,992
25	Miami University - Oxford	Oxford	OH	1,981

When looking at the national scale it is important to understand the most recent version of *Open Doors* lags a year behind.

The 2017 report released in November covers students studying between fall 2015 through summer 2016.

The table below compares MSU to the most recent *Open Doors* data, the Big Ten Academic Alliance, and the MSU campus (where applicable).

2015-16*	EA National participation <i>IIE Open Doors 2017</i>	EA MSU participation	EA BIG TEN participation <i>BTAA Benchmark 2017</i>	MSU Campus enrollment <i>MSU Registrar, Fall 2015</i>
Total number of students	325,339	2391	26,511	50,543
Undergrad participation rate	15.5%	22.8%	23.2%	n/a
Participation by Gender				
Male	33.5%	34.2%	37.3%	48.4%
Female	66.5%	65.8%	61.5%	51.6%
Participation by Class Standing				
Freshman	3.6%	6.3%	3.5%	18.6%
Sophomore	12.7%	8.0%	11.4%	17.2%
Junior	32.9%	26.4%	31.8%	19.0%
Senior	27.7%	44.6%	38.1%	21.2%
Graduate	12.1%	14.5%	13.8%	20.4%
Participation by Ethnicity				
White	71.6%	72.6%	69.6%	65.7%
Hispanic/Latino	9.7%	7.8%	6.0%	4.0%
Black/African American	5.9%	6.2%	4.2%	6.6%
Asian/Native Hawaiian or Other Pacific Islander	8.4%	4.3%	7.4%	4.7%
American Indian or Alaska Native	0.5%	0.2%	0.1%	0.2%
Multiracial	3.9%	3.1%	4.1%	2.5%
Participation by Duration				
Long-term (academic year)	2.4%	0.7%	1.9%	n/a
Mid-length (semester-length)	34.8%	14.9%	28.9%	n/a
Short-term (FSA, WB, SB, US)	62.8%	84.3%	68.5%	n/a

2015-16*	EA National participation <i>IIE Open Doors 2016</i>	EA MSU participation	EA B1G Ten participation <i>BTAA Benchmark 2016</i>	MSU Campus enrollment <i>MSU Registrar, Fall 2014</i>
Top 10 destinations of EA participants				
1	United Kingdom	United Kingdom	Spain	n/a
2	Italy	Mexico	United Kingdom	n/a
3	Spain	Italy	Italy	n/a
4	France	Spain	China	n/a
5	Germany	South Africa	Australia	n/a
6	China	Australia	France	n/a
7	Ireland	Greece	Germany	n/a
8	Australia	France	Ireland	n/a
9	Costa Rica	Peru	Costa Rica	n/a
10	Japan	New Zealand	India	n/a
Participation by Area of Study				
Science, Technology, Engineering & Math	25.2%	32.9%	26.1%	45.5%
Business and Management	20.9%	18.1%	21.6%	15.5%
Social Sciences	17.1%	20.0%	12.3%	15.0%
Foreign language & International Studies	7.4%	6.2%	6.2%	2.3%
Fine or applied arts	6.9%	1.8%	3.2%	1.3%
Communications/Journalism	5.7%	9.8%	6.2%	7.2%
Humanities	3.7%	4.3%	2.3%	2.5%
Education	3.4%	2.0%	2.9%	7.4%
Legal Studies and Law Enforcement	1.5%	3.4%	.8%	n/a
Undeclared	1.9%	1.3%	1.7%	1.8%
Other	6.5%	--	1.4%	1.4%
*US citizens/permanent resident only				

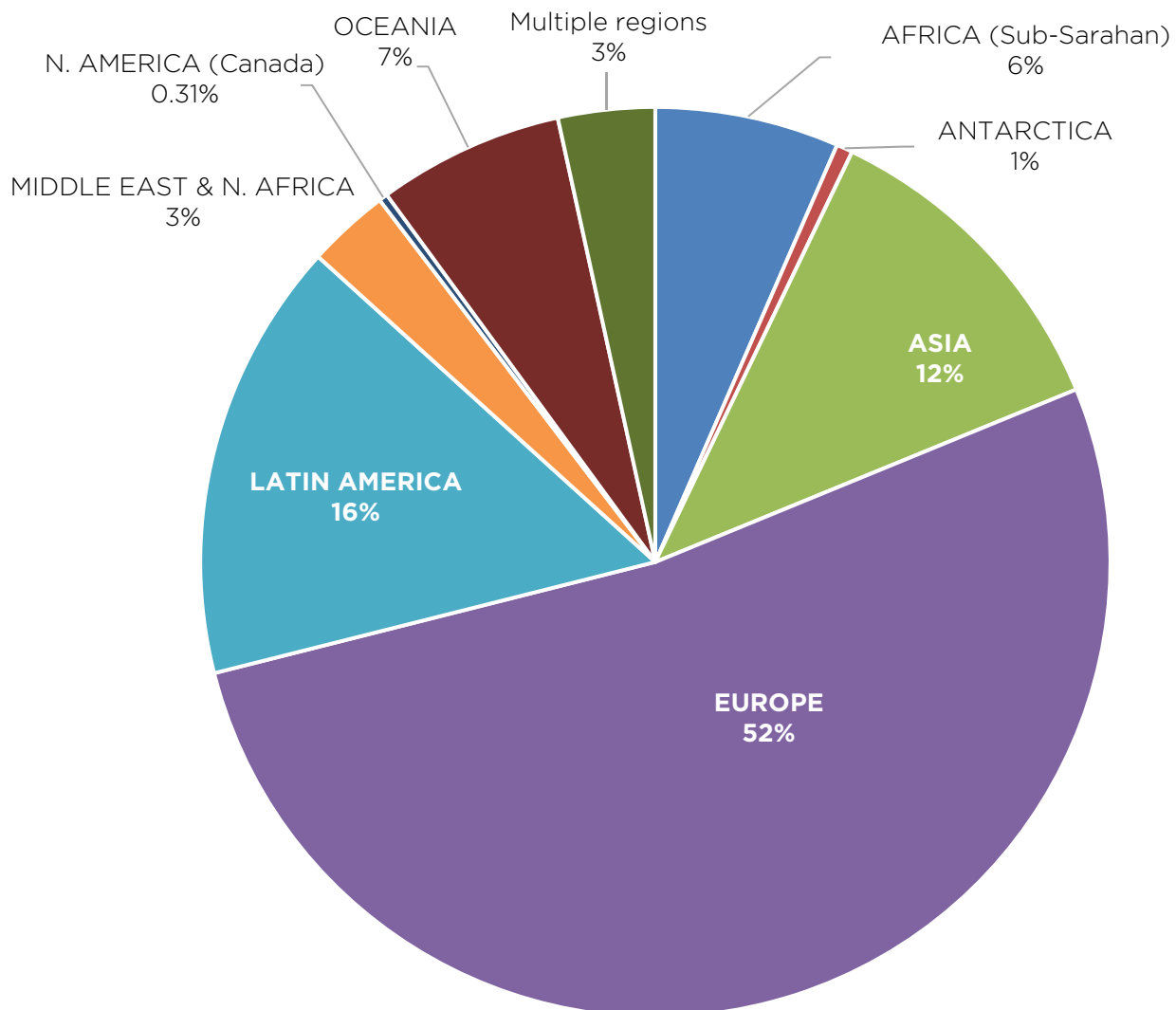
REGIONAL PARTICIPATION

Consistent with the national trend, Europe topped the charts for the most popular region with students traveling to the United Kingdom more than any other country.

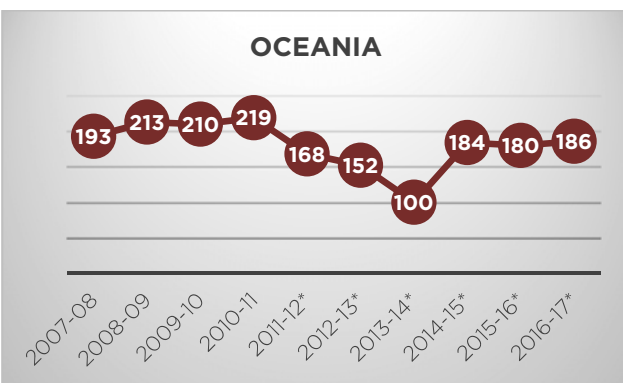
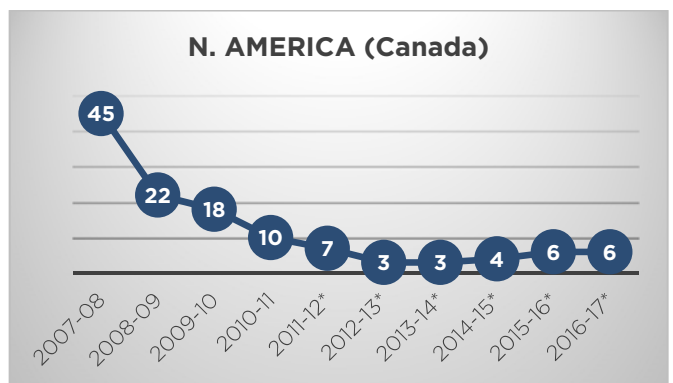
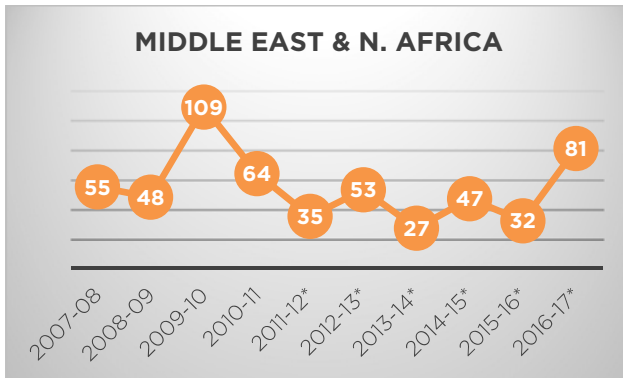
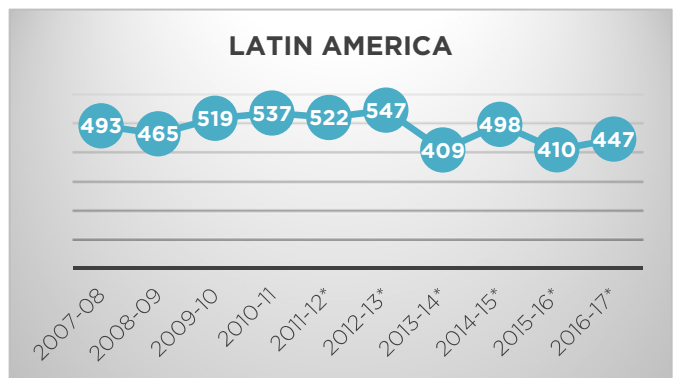
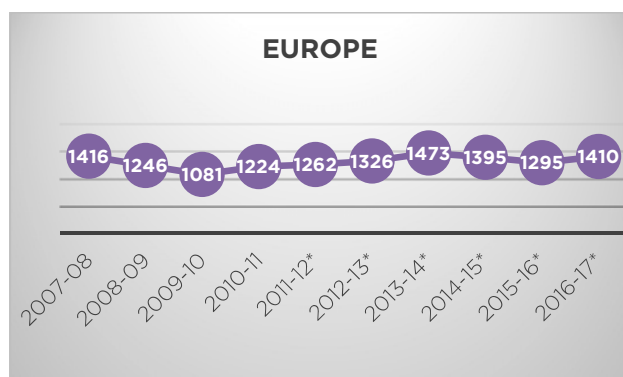
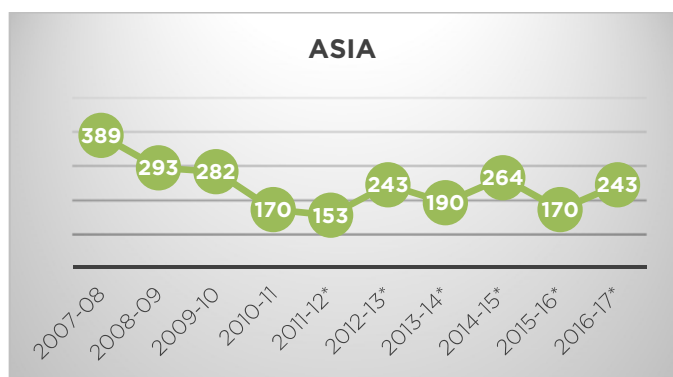
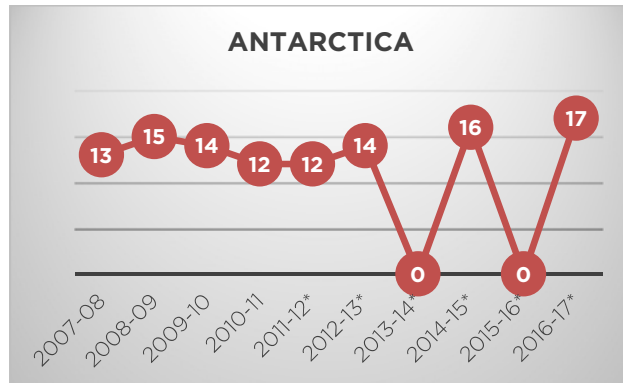
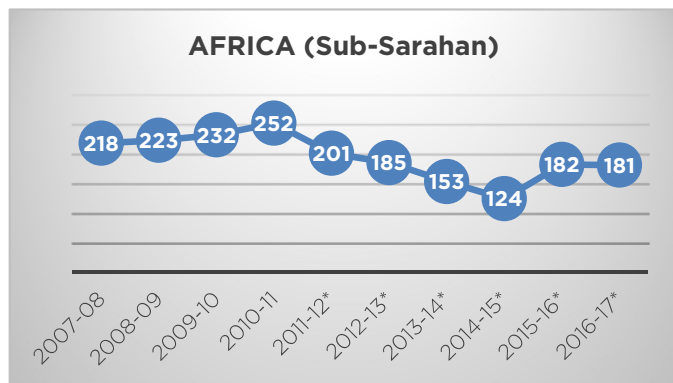
MSU EA participation by Region (16-17)

	All students	MSU	MSU*
AFRICA (Sub-Saharan)	192	188	181
ANTARCTICA	17	17	17
ASIA	343	339	243
EUROPE	1534	1504	1410
LATIN AMERICA	459	456	447
MIDDLE EAST & N. AFRICA	86	84	81
N. AMERICA (Canada)	9	9	6
OCEANIA	194	191	186
Multiple regions	101	101	96

**US citizens/permanent resident only*

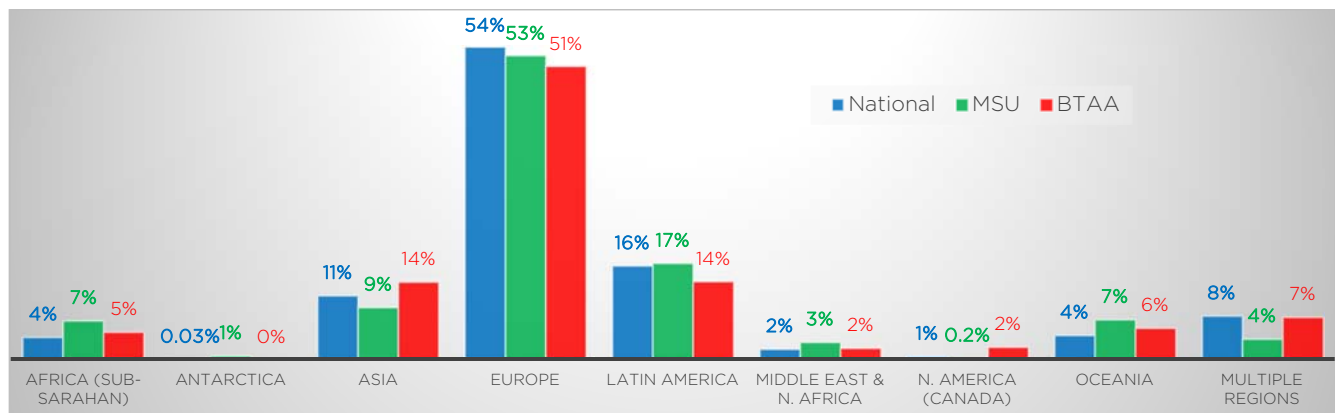


10-year EA participation by Region



MSU vs. National Participation by Region**

	National		MSU		BTAA	
AFRICA (Sub-Saharan)	12738	4%	181	7%	1273	5%
ANTARCTICA	87	0.03%	17	1%	n/a	n/a
ASIA	36193	11%	243	9%	3579	14%
EUROPE	176890	54%	1410	53%	13521	51%
LATIN AMERICA	53105	16%	447	17%	3579	14%
MIDDLE EAST & N. AFRICA	6044	2%	81	3%	530	2%
N. AMERICA (Canada)	1716	1%	6	0.2%	583	2%
OCEANIA	13815	4%	186	7%	1458	6%
Multiple regions	24751	8%	96	4%	1962	7%
	IIE Open Doors 2017				BTAA Benchmark 2017	



MSU EA participation by Country (16-17)

Country	All MSU	MSU*	Country	All MSU	MSU*	Country	All MSU	MSU*
Antarctica	17	17	Finland	11	11	Nepal	13	13
Argentina	12	12	France	56	55	Netherlands	23	22
Armenia	1	1	Germany	67	62	New Zealand	39	39
Australia	126	122	Ghana	1	1	Norway	19	19
Austria	1	1	Greece	68	65	Peru	35	33
Azerbaijan	1	1	Guatemala	9	9	Philippines	2	2
Belgium	33	28	Hungary	14	14	Senegal	1	1
Belize	62	61	Iceland	44	44	Singapore	2	2
Canada	9	6	India	14	14	South Africa	120	116
Chile	2	2	Ireland	49	49	South Korea	32	25
China	119	61	Israel	43	41	Spain	140	138
Costa Rica	39	37	Italy	244	225	Sri Lanka	14	14
Croatia	27	26	Japan	93	65	Sweden	3	2
Cuba	65	64	Jordan	16	16	Switzerland	18	18
Denmark	4	4	Kenya	18	18	Taiwan	1	1
Dominican Republic	15	15	Madagascar	1	1	Tanzania	14	12
Ecuador	16	16	Malawi	33	32	Thailand	9	9
Egypt	3	2	Mexico	179	176	United Arab Emirates	14	14
Fiji	1	1	Morocco	8	8	United Kingdom	318	293

*US citizens/permanent residents only

COLLEGE PARTICIPATION

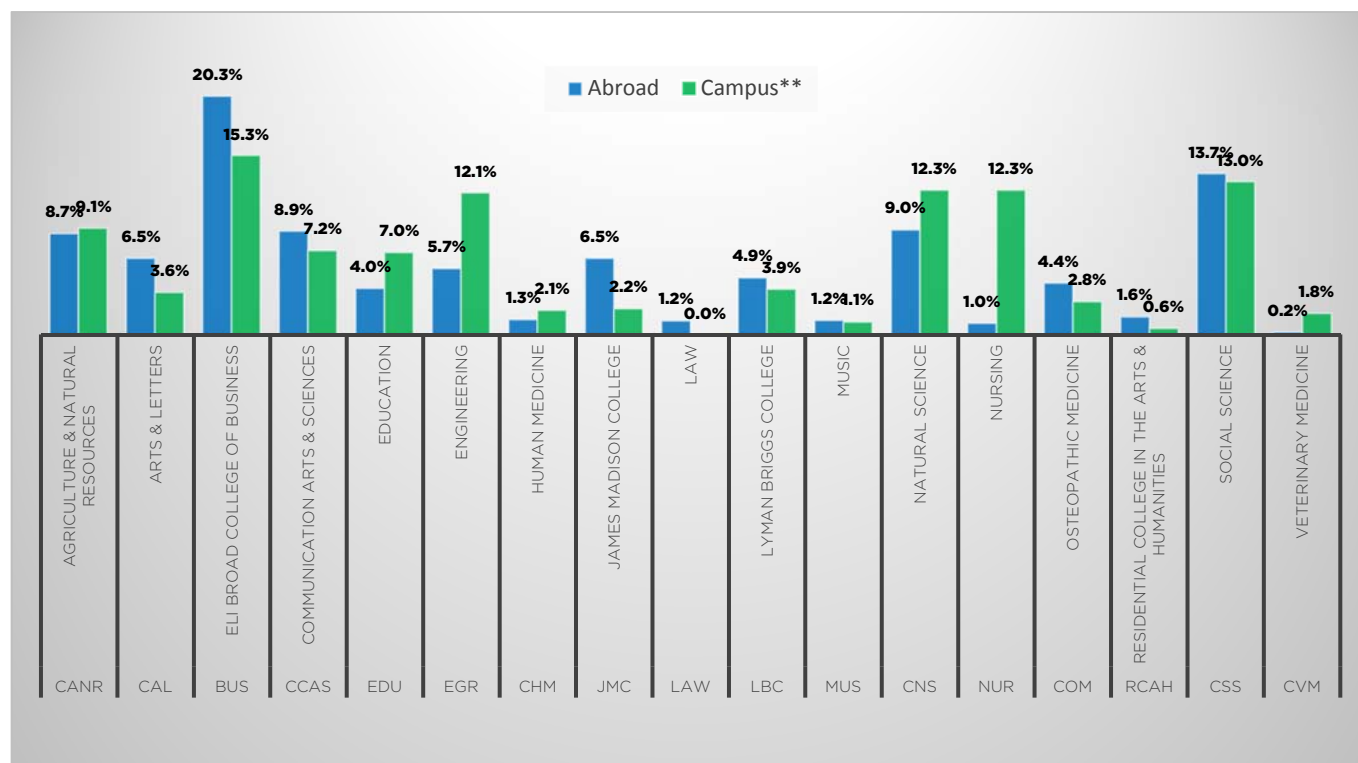
The Colleges of Business and Social Science enroll the most students on campus and this translates into the largest number of students studying abroad as well. Nine MSU colleges have a higher percentage of students abroad compared with on-campus populations.

2016-17 EA participation by MSU college

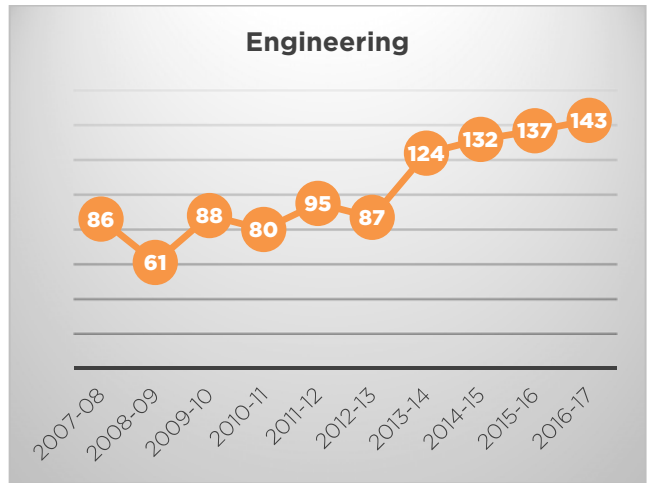
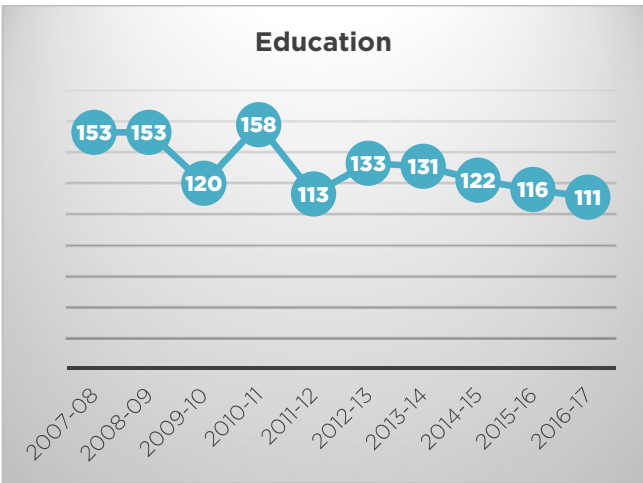
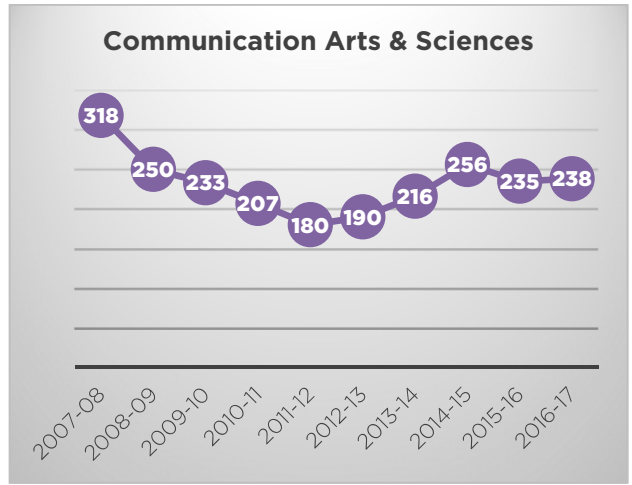
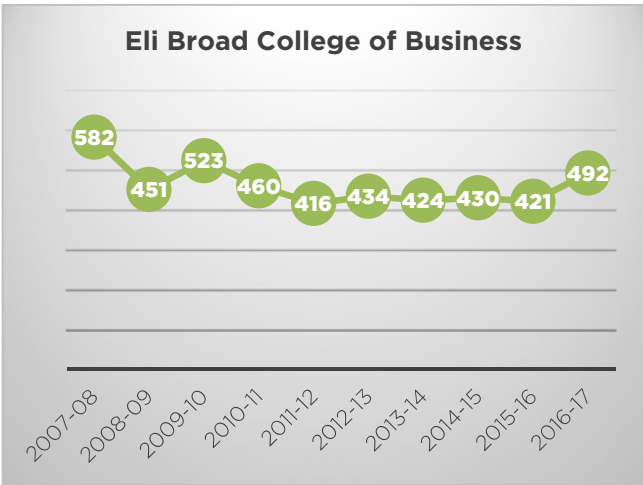
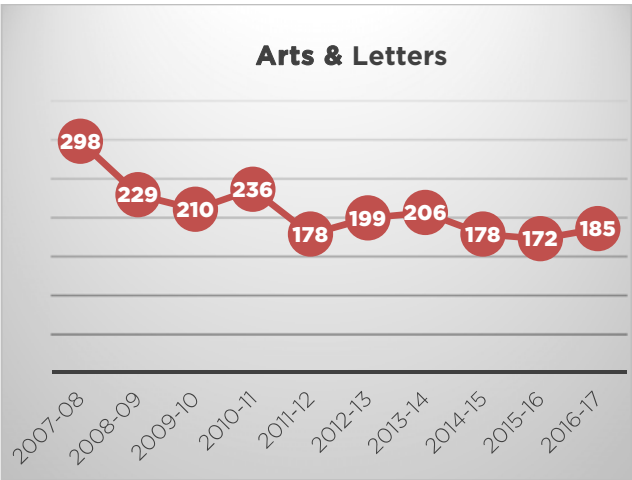
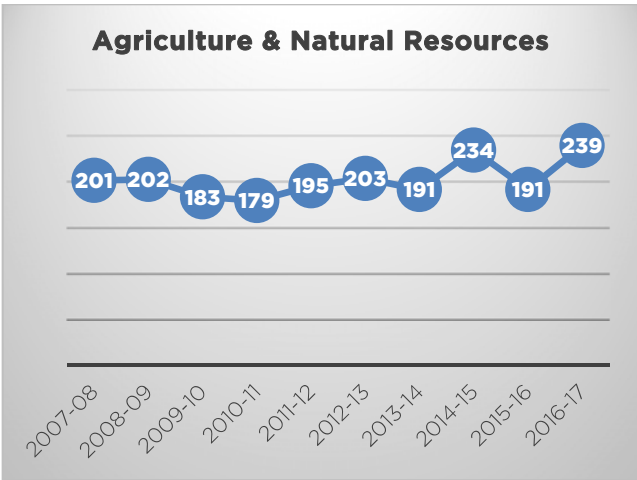
	MSU*	MSU	Abroad	Campus**
Agriculture & Natural Resources	239	250	8.7%	9.1%
Arts & Letters	185	189	6.5%	3.6%
Eli Broad College of Business	492	587	20.3%	15.3%
Communication Arts & Sciences	238	256	8.9%	7.2%
Education	111	115	4.0%	7.0%
Engineering	143	164	5.7%	12.1%
Human Medicine	38	38	1.3%	2.1%
James Madison College	183	189	6.5%	2.2%
Law	33	35	1.2%	n/a
Lyman Briggs College	141	141	4.9%	3.9%
Music	25	36	1.2%	1.1%
Natural Science	255	259	9.0%	12.3%
Nursing	29	29	1.0%	12.3%
Osteopathic Medicine	121	128	4.4%	2.8%
Residential College in the Arts & Humanities	45	45	1.6%	0.6%
Social Science	357	396	13.7%	13.0%
Veterinary Medicine	7	7	0.2%	1.8%

*US citizens/permanent resident only

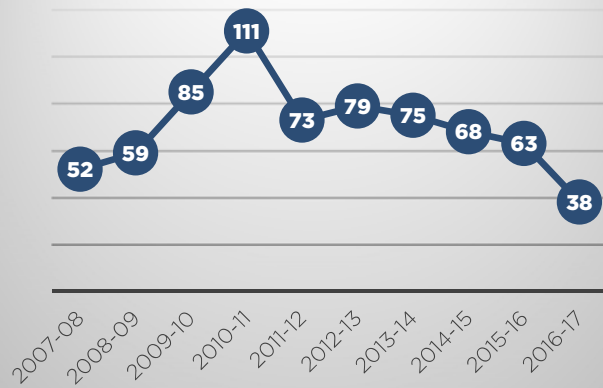
**MSU Registrar, Fall 2016



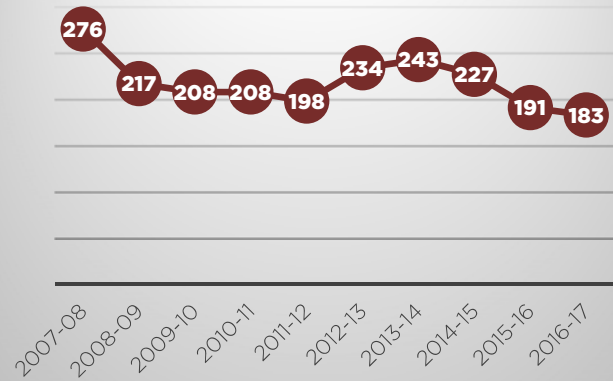
10-year EA participation by College



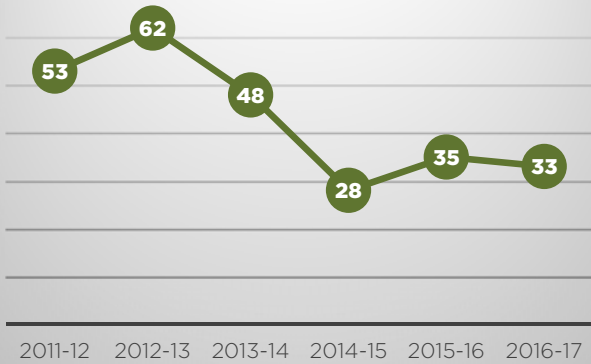
Human Medicine



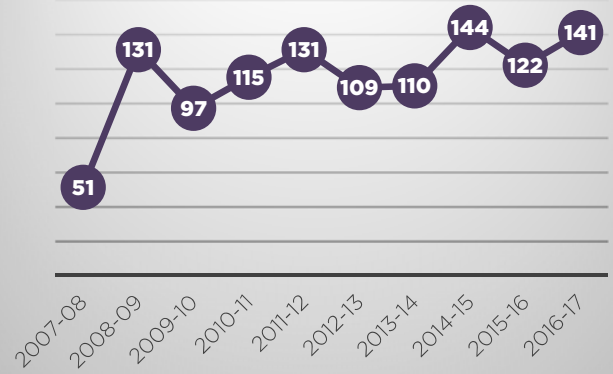
James Madison College



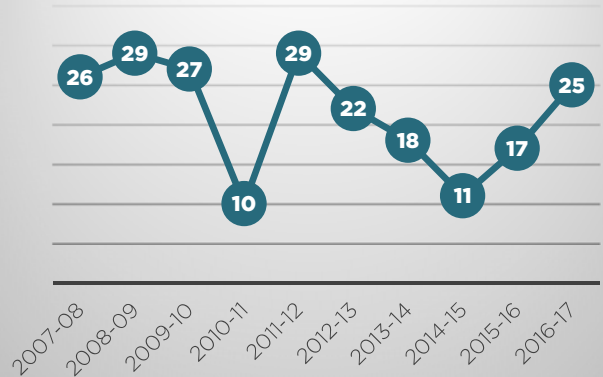
Law



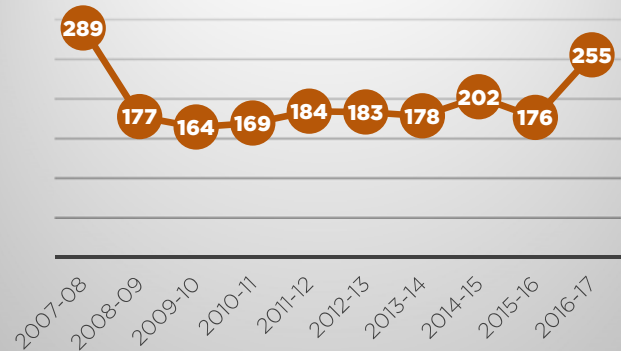
Lyman Briggs College



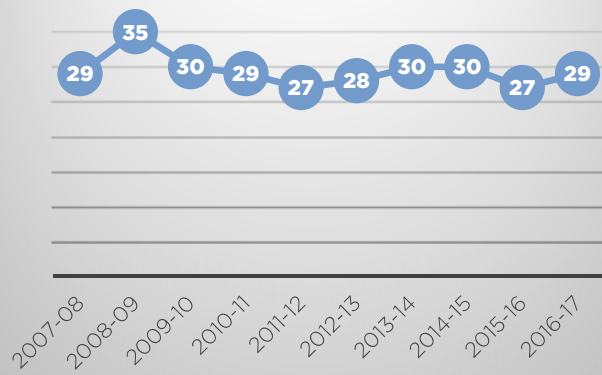
Music



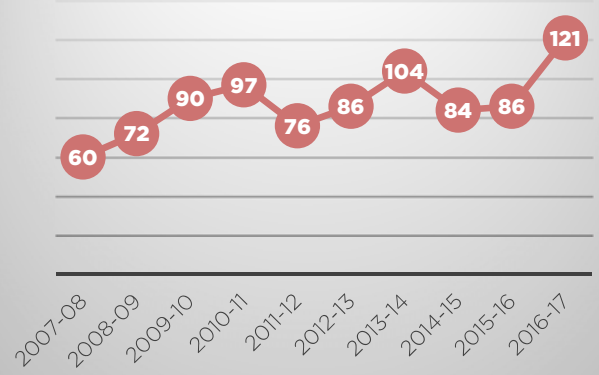
Natural Science



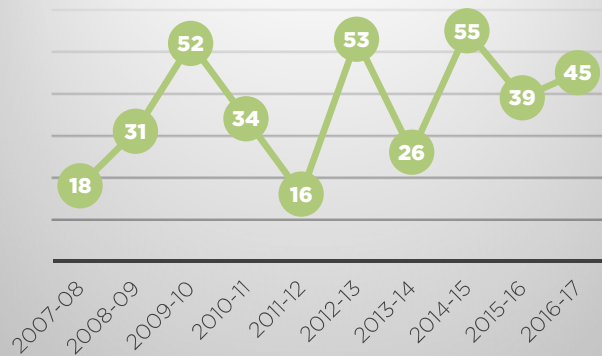
Nursing



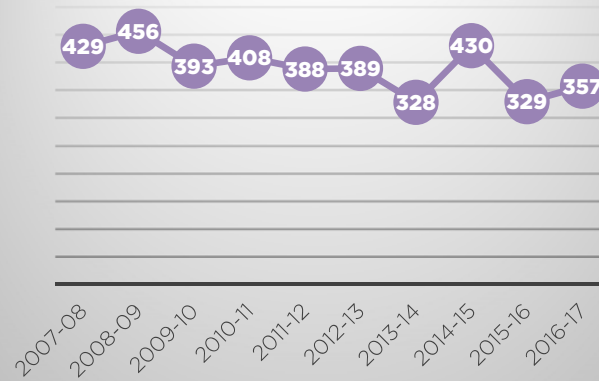
Osteopathic Medicine



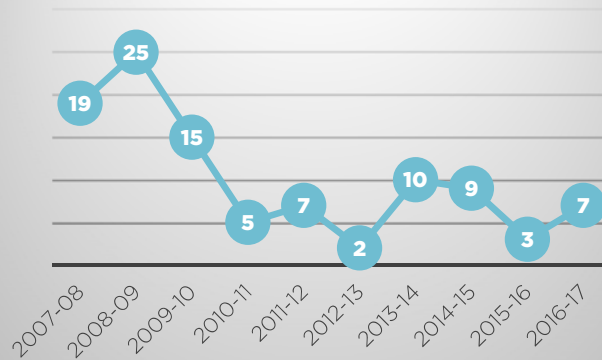
Residential College in the Arts & Humanities



Social Science



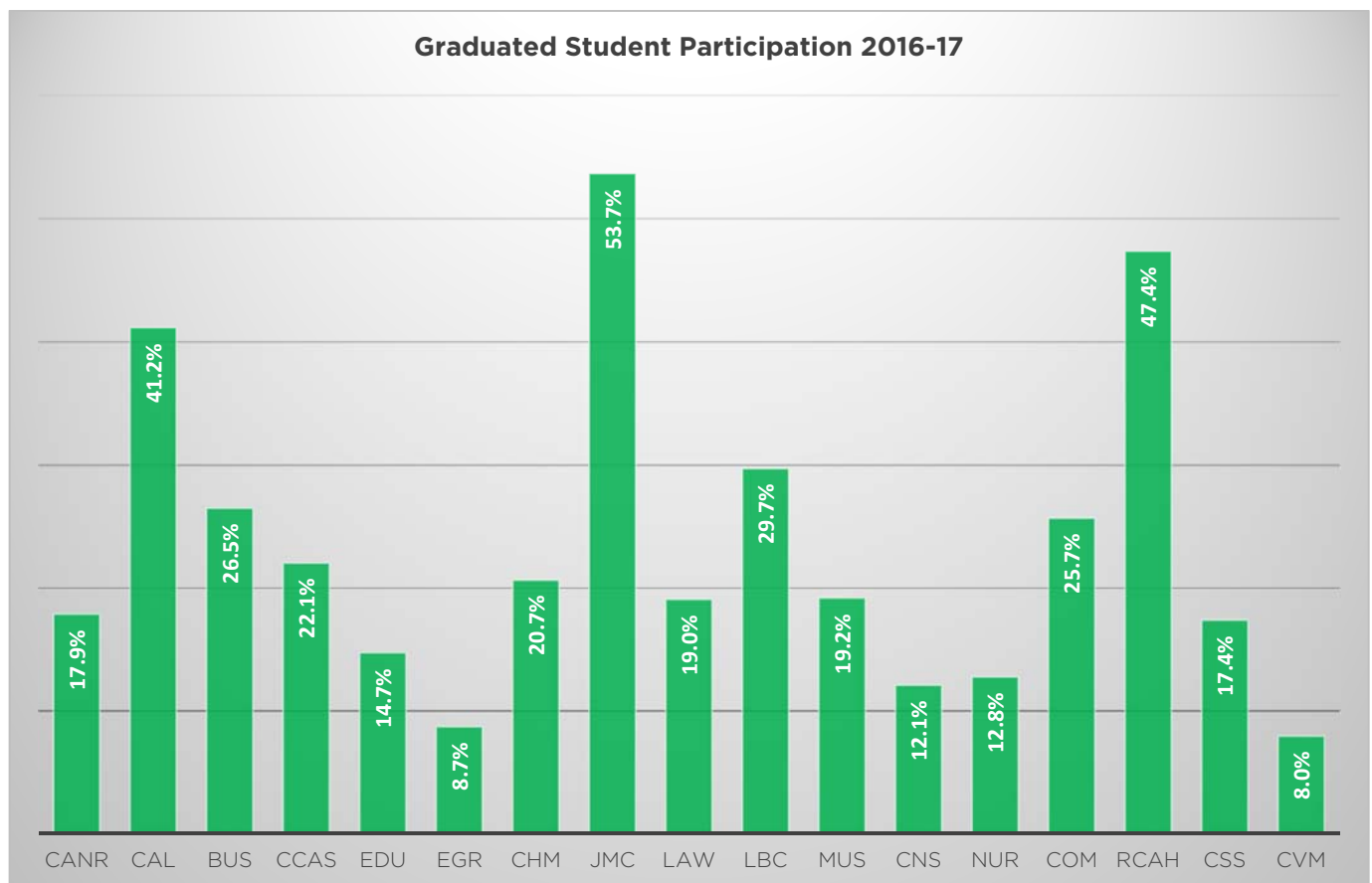
Veterinary Medicine



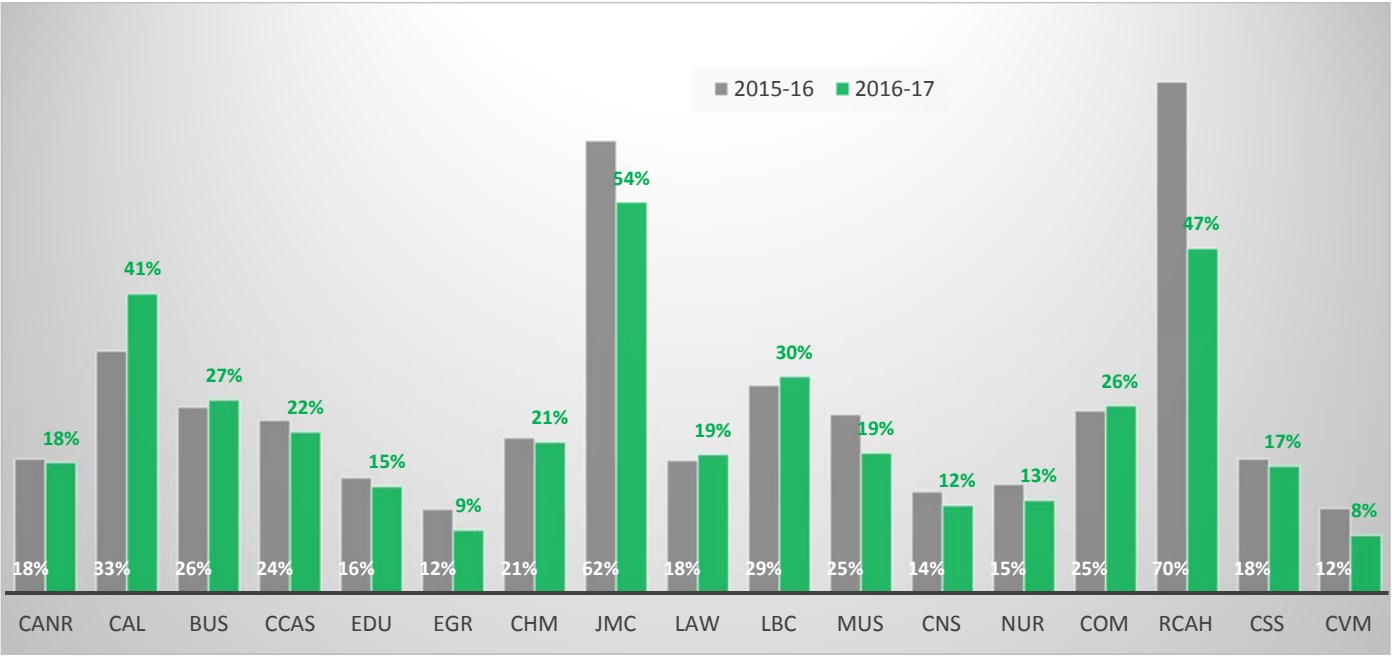
MSU EA participation by MSU College - Graduated students (16-17)*

	# of EA Students*	# of Degrees Conferred	EA Student Graduation %
Agriculture & Natural Resources	217	1215	17.9%
Arts & Letters	210	510	41.2%
Eli Broad College of Business	554	2088	26.5%
Communication Arts & Sciences	278	1259	22.1%
Education	158	1073	14.7%
Engineering	94	1077	8.7%
Human Medicine	66	319	20.7%
James Madison College	154	287	53.7%
Law	44	231	19.0%
Lyman Briggs College	110	370	29.7%
Music	32	167	19.2%
Natural Science	148	1224	12.1%
Nursing	37	290	12.8%
Osteopathic Medicine	90	350	25.7%
Residential College in the Arts & Humanities	27	57	47.4%
Social Science	395	2274	17.4%
Veterinary Medicine	<u>16</u>	<u>201</u>	<u>8.0%</u>
	2630	12992	20.2%

*Based on MSU undergraduate and graduate students who graduated with a study abroad tracking code (MSU Registrar, 2018)



MSU EA participation by MSU College - Graduated students comparison

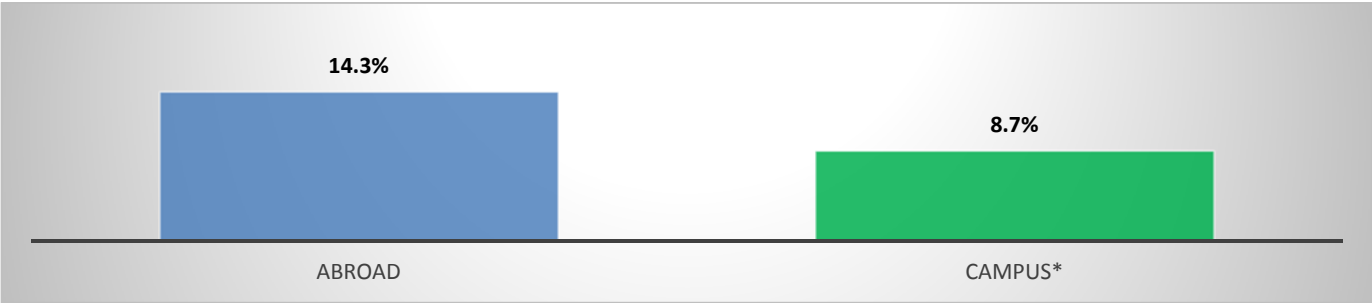


MSU EA participation - Honors College

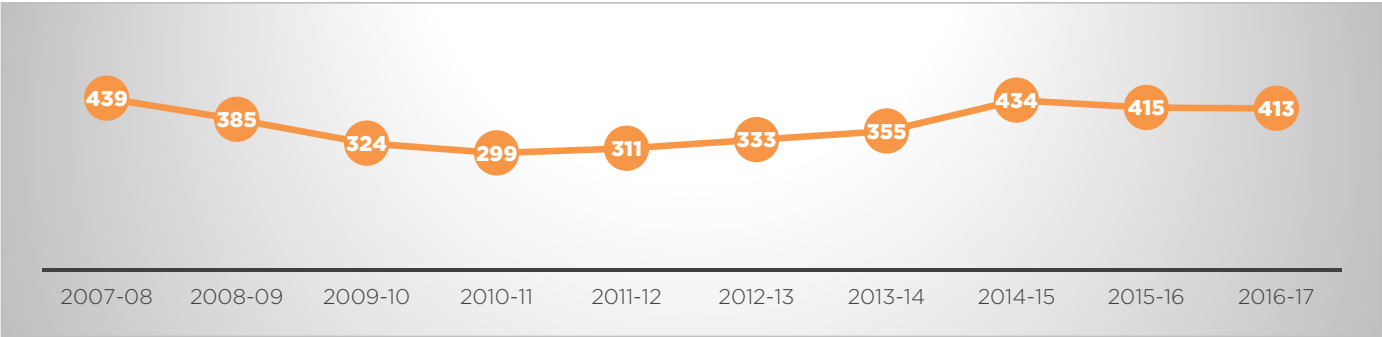
	16-17 Total
Honors College	413
Non-honors	2254

14.3%

Honors College Members who participated in EA in 2016-17



Honors College EA participation over past 10 years



MSU EA undergraduate participation by MSU College - Program Selection (16-17)

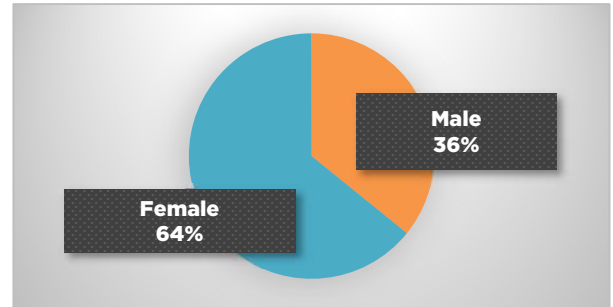
	Total EA undergraduates	EA undergrads in program sponsored by their home college	%	EA undergraduates in program NOT sponsored by their home college	%
Agriculture & Natural Resources	250	169	67.6%	81	32.4%
Arts & Letters	182	122	67.0%	60	33.0%
Eli Broad College of Business	452	300	66.4%	152	33.6%
Communication Arts & Sciences	249	142	57.0%	107	43.0%
Education	105	17	16.2%	88	83.8%
Engineering	164	41	25.0%	123	75.0%
James Madison College	189	117	61.9%	72	38.1%
Lyman Briggs College	141	29	20.6%	112	79.4%
Music	16	14	87.5%	2	12.5%
Natural Science	254	91	35.8%	163	64.2%
Nursing	29	11	37.9%	18	62.1%
Residential College in the Arts & Hum.	45	17	37.8%	28	62.2%
Social Science	353	209	59.2%	144	40.8%
Veterinary Medicine	7	5	71.4%	2	28.6%

STUDENT PARTICIPATION

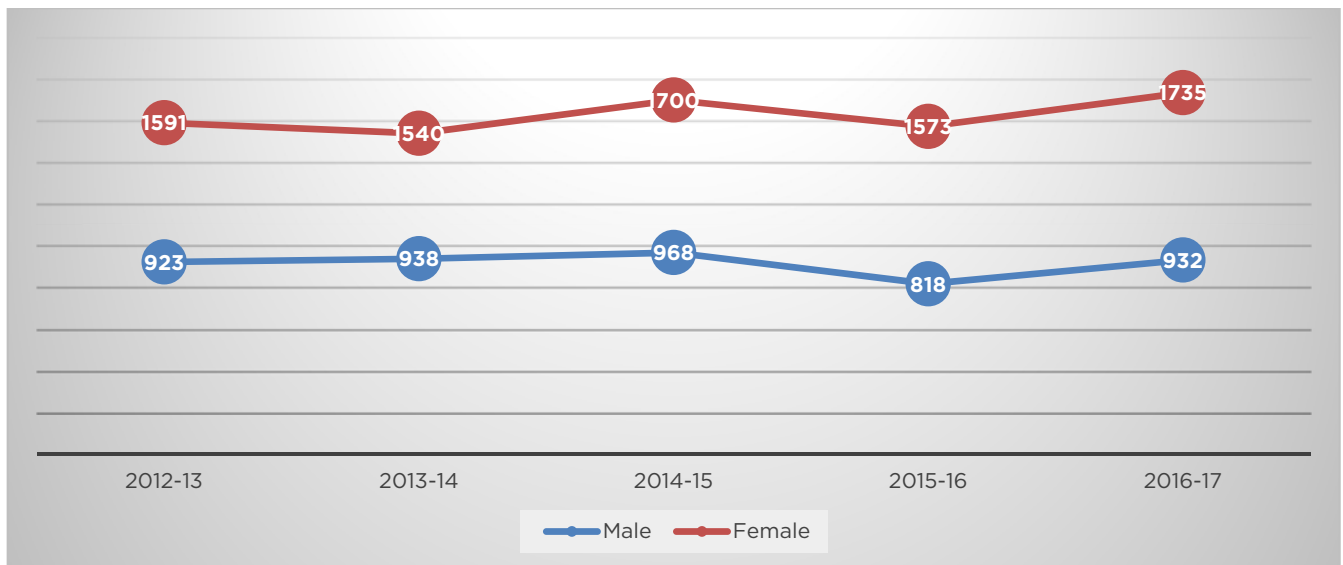
GENDER

MSU EA participation by Gender (16-17)

	All students	MSU	MSU*
Male	1045	1035	932
Female	1890	1854	1735

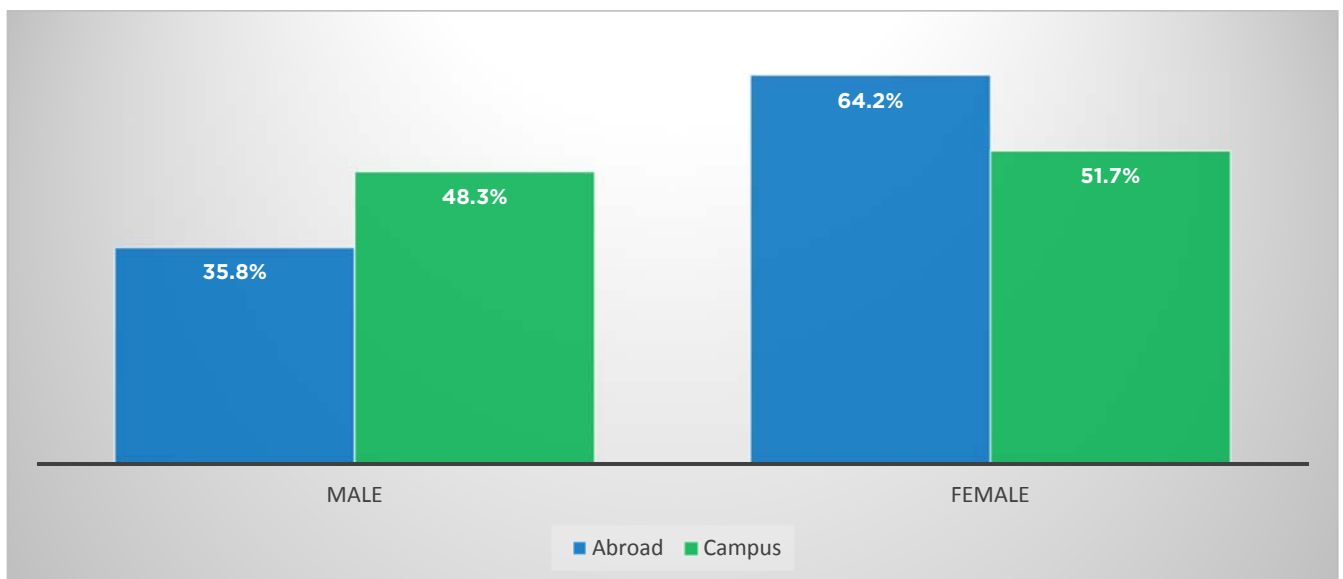


5-year EA participation by Gender*



*US citizens/permanent resident only

Abroad vs. Campus Gender (16-17)

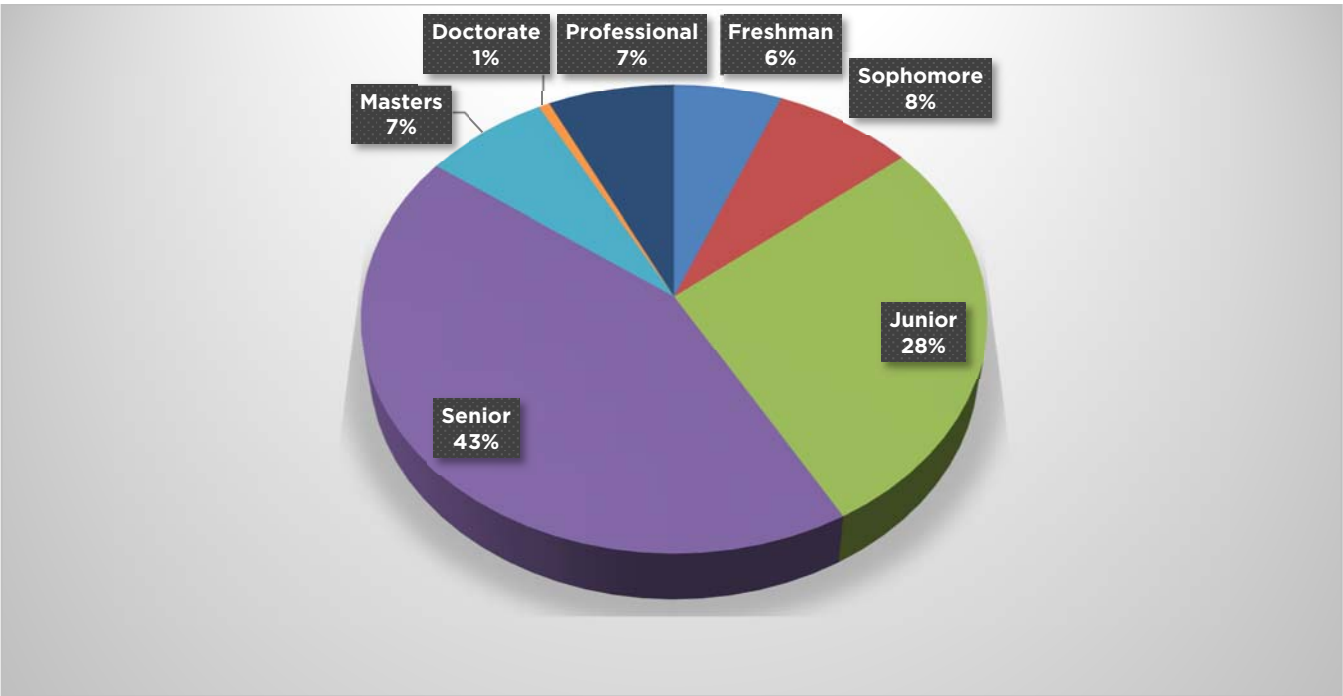


CLASS STANDING

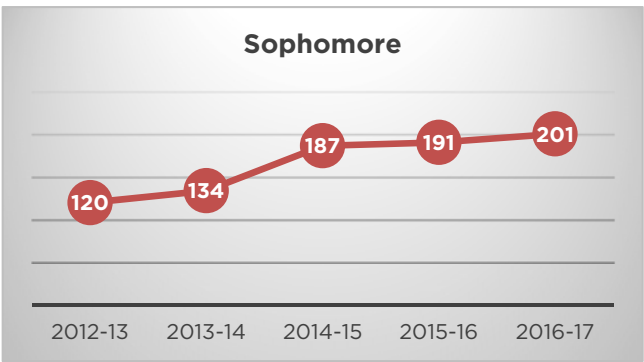
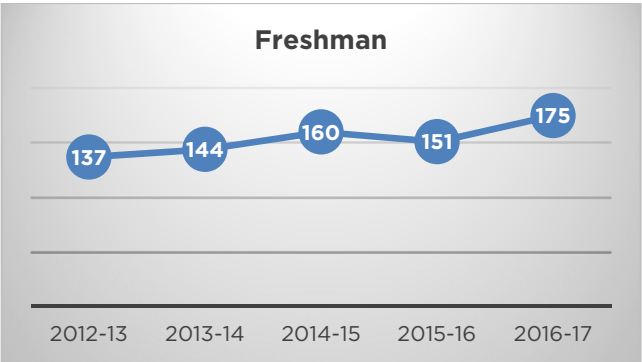
MSU EA participation by Class Standing (16-17)

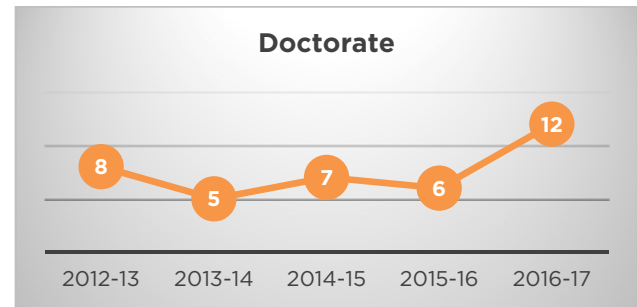
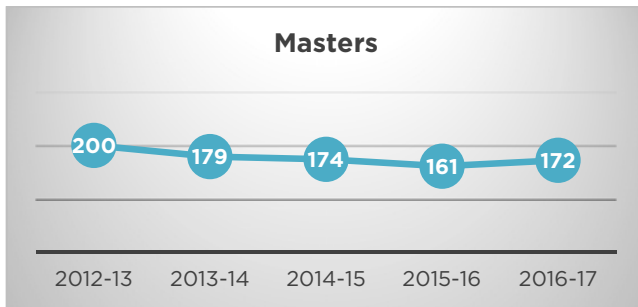
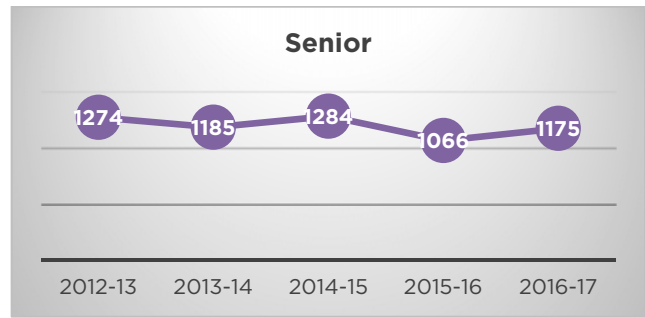
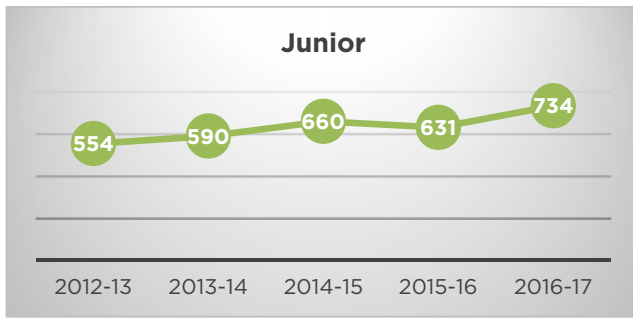
	All students	MSU	MSU*
Freshman	177	177	175
Sophomore	231	231	201
Junior	798	797	734
Senior	1257	1253	1175
Masters	206	206	172
Doctorate	19	18	12
Professional	221	207	198

**US citizens/permanent resident only*

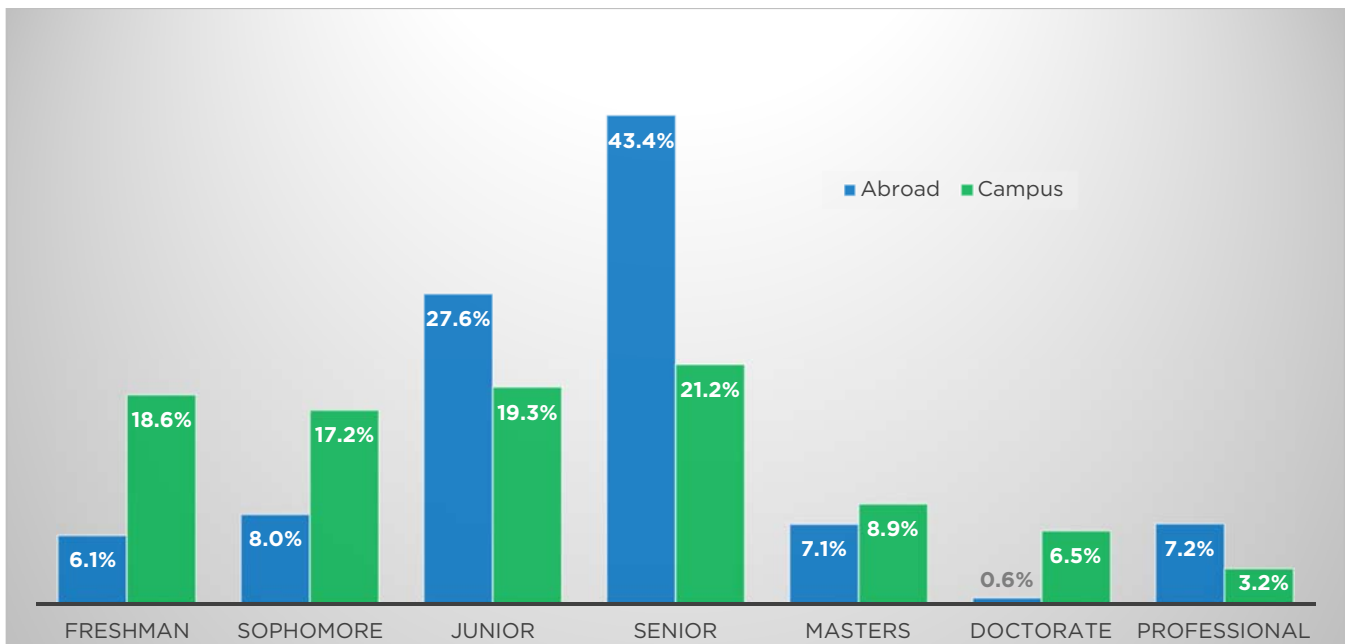


5-year EA participation by Class Standing*





Abroad vs. MSU Campus Class Standing (16-17)



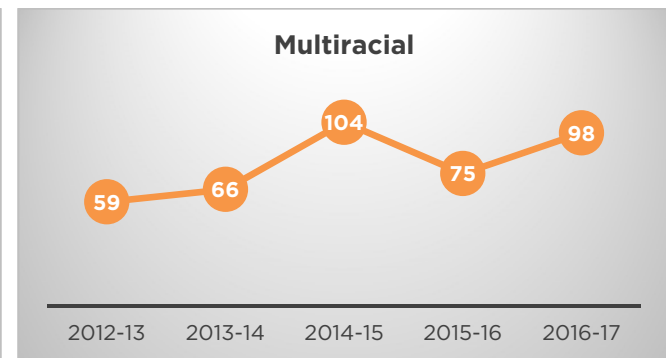
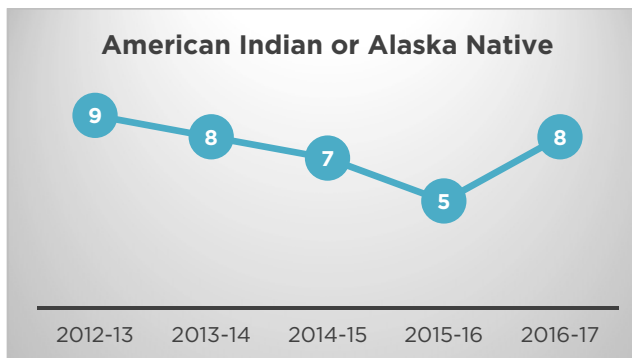
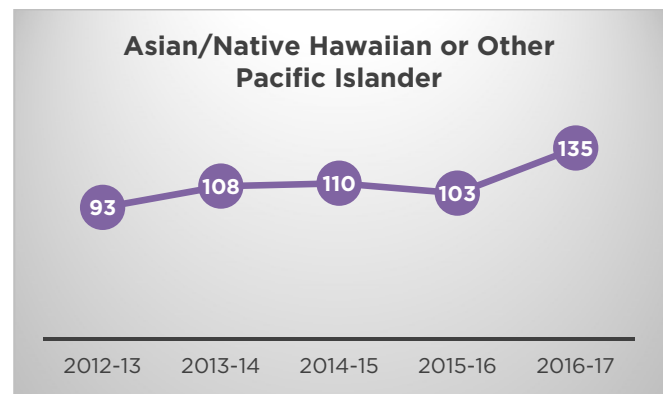
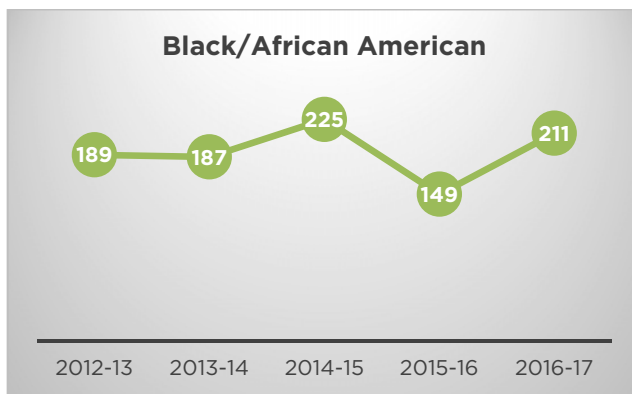
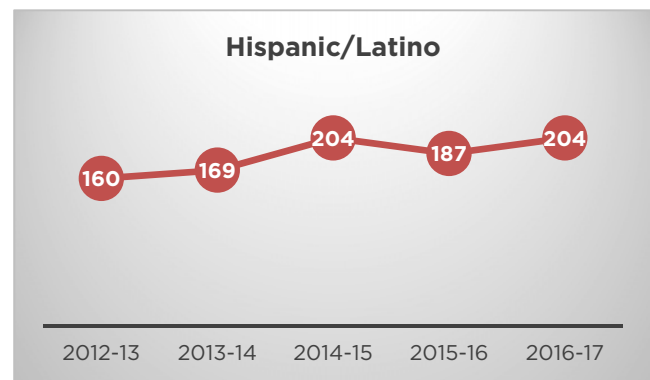
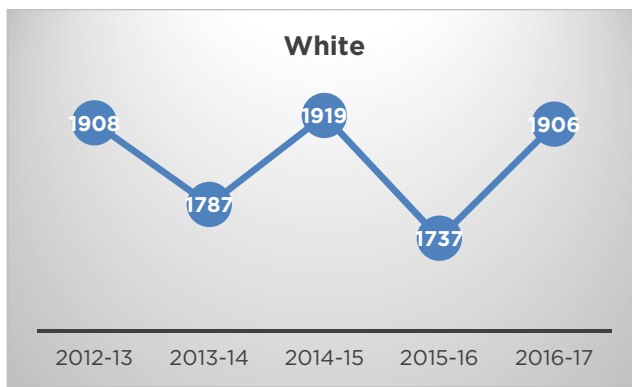
ETHNICITY

MSU EA participation - by Ethnicity (16-17)

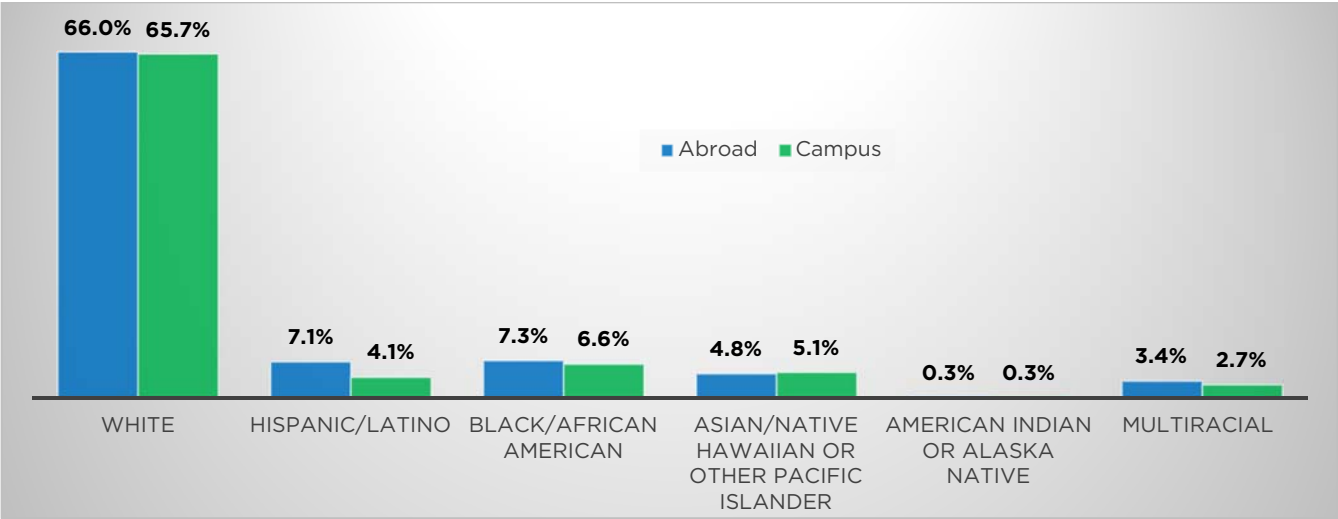
	All students	MSU	MSU*
White	1945	1908	1906
Hispanic/Latino	204	204	204
Black/African American	215	211	211
Asian/Native Hawaiian or Other Pacific Islander	139	138	135
American Indian or Alaska Native	8	8	8
Multiracial	101	98	98

*US citizens/permanent resident only

5-year EA participation by Ethnicity*

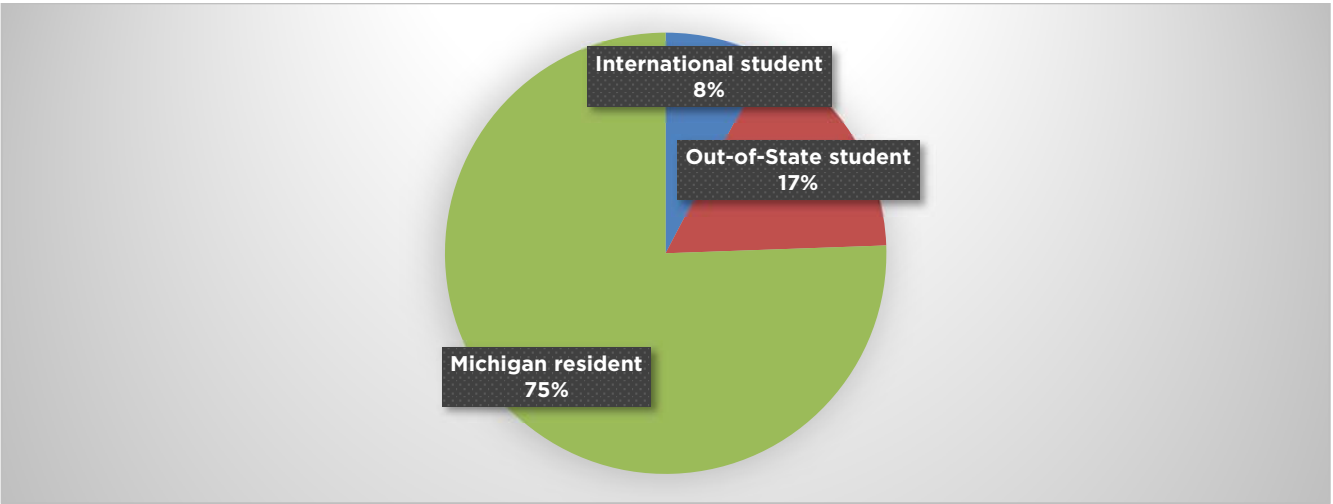


Abroad vs. MSU Campus Ethnicity (16-17)

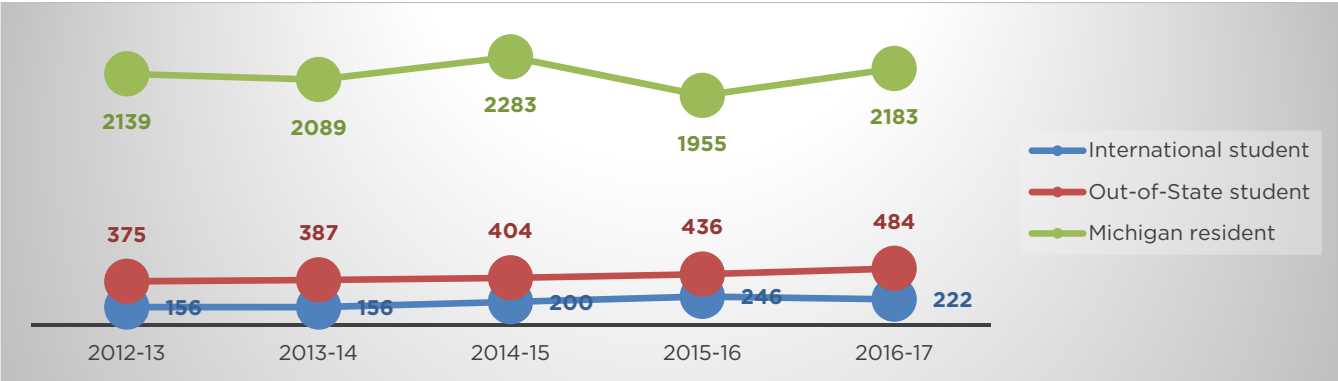


RESIDENCY

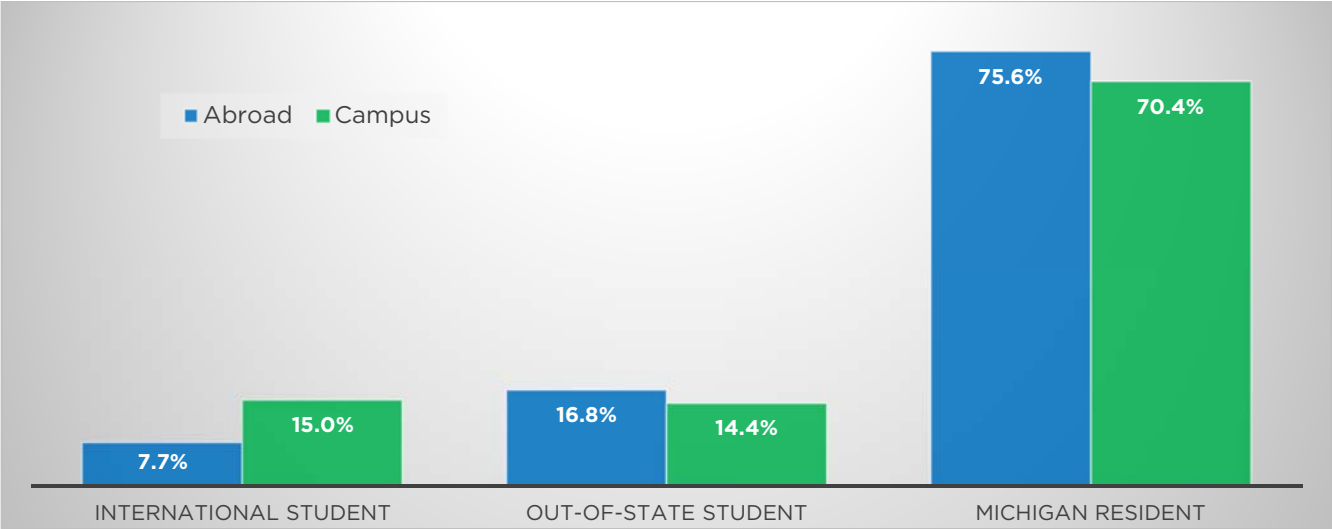
MSU EA participation by Residency (16-17)



5-year EA participation by Residency (international and out-of-state)



Abroad vs. MSU Campus (16-17)

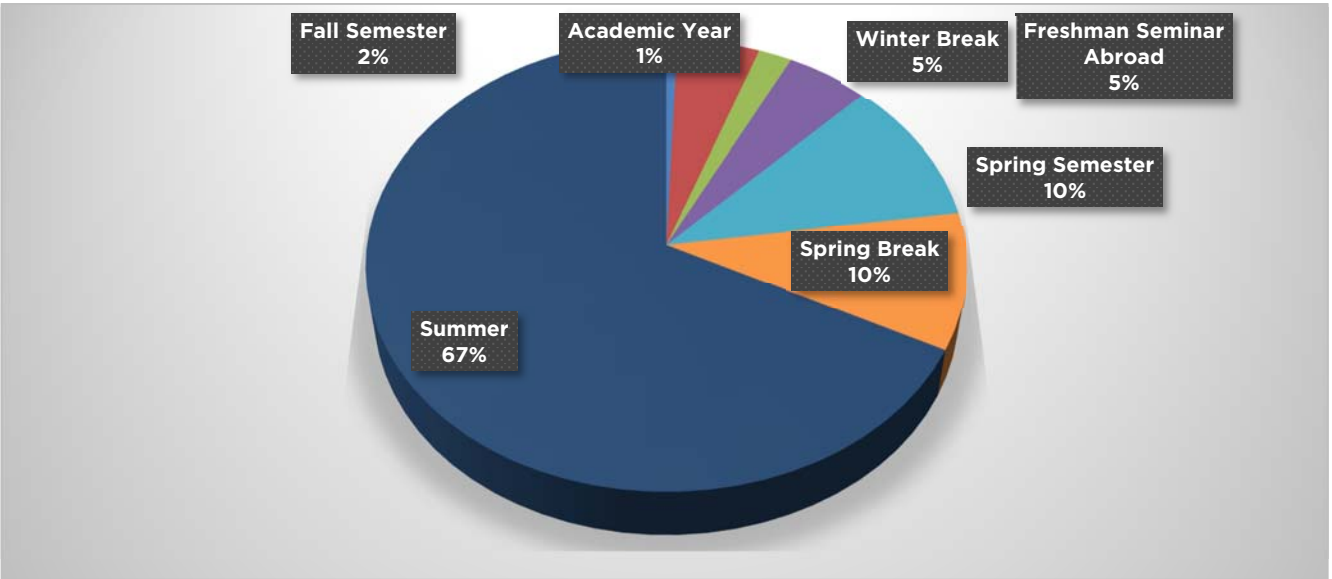


DURATION

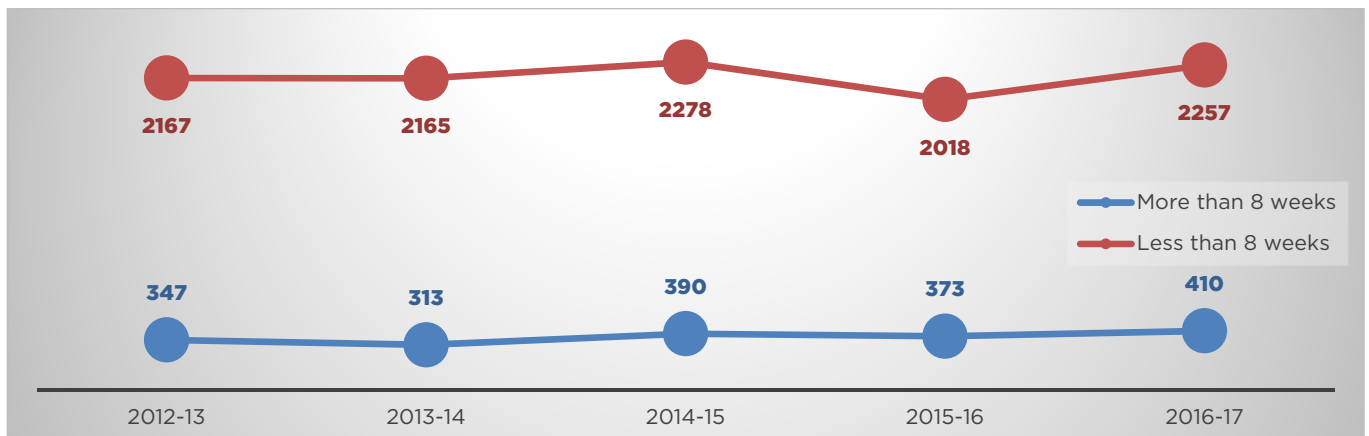
MSU EA participation by Term (16-17)

	All students	MSU	MSU*
Academic Year	19	19	18
Freshman Seminar Abroad	140	140	140
Fall Semester	58	57	57
Winter Break	143	141	135
Spring Semester	303	299	284
Spring Break	282	282	276
Summer	1990	1951	1760

*US citizens/permanent resident only



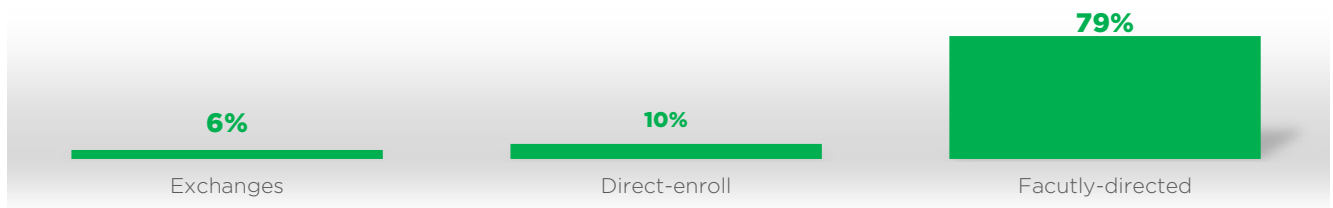
5-year EA participation by Duration*



PROGRAM TYPE

MSU EA participation by Program Type (16-17)

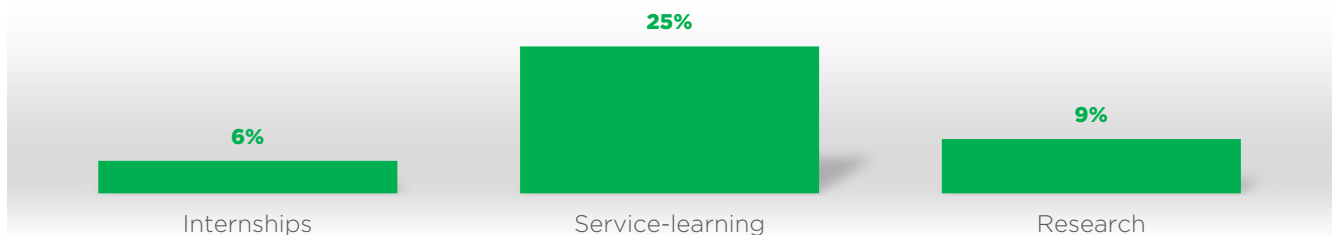
	MSU students	%
Exchanges	164	6%
Direct-enroll	279	10%
Faculty-directed	2271	79%



PROGRAM EXPERIENCE

MSU EA participation by Program Experience (16-17)

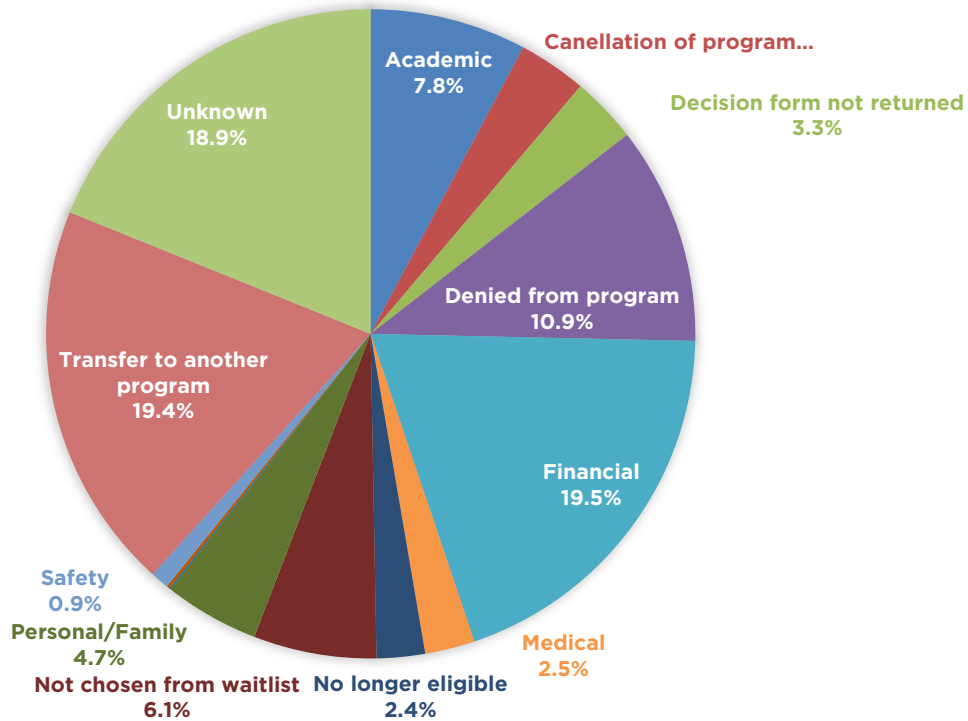
	MSU students	%
Internships	162	6%
Service-learning	735	25%
Research	271	9%



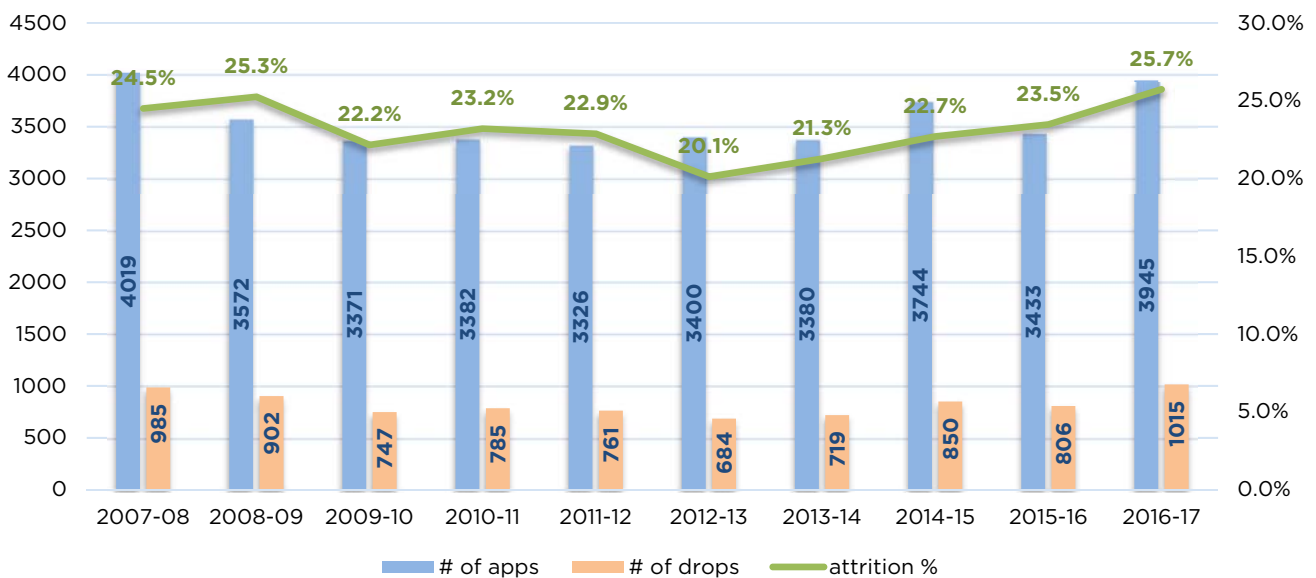
WITHDRAWAL

Despite a year of increased participation, the attrition rate rose with financial need being the most significant reason. In fact, financial reasons for withdrawal increased by more than 6% compared to last year.

MSU EA Reasons for Withdrawal (16-17)



MSU EA Attrition Rates*



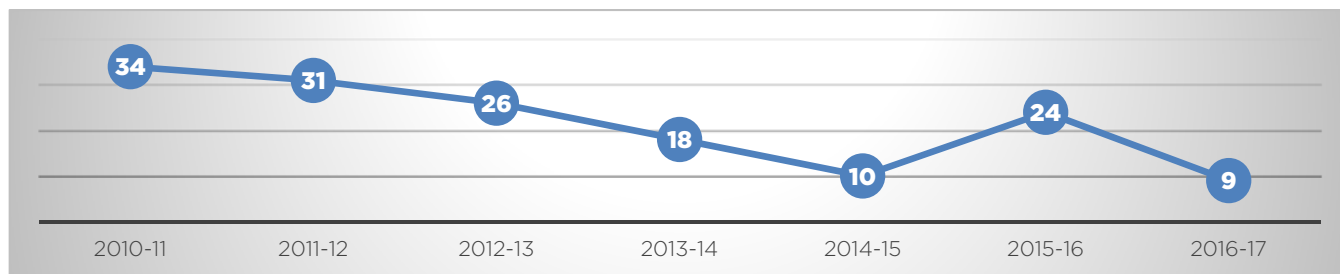
*Excludes transferring to another program, cancellation of a program, and denied applicants)

PROGRAM PORTFOLIO OVERVIEW

Number of programs (16-17)	282
Program status (16-17)	
New	32
Inactivated	20
Cancelled	9
Not running	60
Program duration (16-17)	
Long-term (academic year)	14
Mid-length (semester/9+weeks)	94
Short-term (8 weeks or less)	188
Program type (16-17)	
Exchange programs	54
Direct-enroll programs	41
Faculty-directed programs	168
First-year Seminars Abroad	10
Internships (full-time)	12
Provider programs	19
Program experience (16-17)	
Internships (full-time & embedded)	37
Service-learning	67
Research	38

Program cancellations

Significantly down compared to last year, only 9 education abroad programs were cancelled (intended to take place, but had insufficient enrollment numbers to operate) in 2016-17. As in the past, the Office for Education Abroad encourages program leaders to consider rotating their program on an every-other-year basis and urges colleges to take steps to manage how their academic offerings meet or exceed demand.



In addition, 60 programs were slated as “not running” (no faculty director to lead them or another circumstances that prevented operation).

PROGRAM LISTS

Global Service-Learning programs

1. A Fragile Fiji: Integrating Ecosystems and Human Dimensions in the Face of Climate Change
2. Applied International Development and Community Engagement
3. Arts Education Across Cultures: Ghana Study Abroad
4. Brazil Health Exposure Experience in Belem & Braganca
5. CHM International Rotation*
6. CHM Service Learning*
7. Clinical Tropical Elective in Malawi
8. Clinical Tropical Medicine Elective in Malawi*
9. COM International Rotation*
10. COM Service Learning*
11. Community Engagement in the Peruvian Andes
12. Community Medicine in the Yucatan
13. Contemporary Culture, Politics, and Society in Greece
14. Contemporary Issues in Developing Societies: Belize Spring Break
15. Cross-cultural Teaching Abroad: South Africa
16. Cuba Public Health and Culture
17. Cuban Healthcare System and Culture
18. Cultural Heritage and Social Transformation in Cuba
19. Development and NGOs: Internships in Malawi
20. EARTH University
21. Education, Society, and Learning in South Africa
22. Entrepreneurship and Development: Agriculture & Environment Studies
23. Ethics and Development in India
24. Ethics and Development in Mali: Dialogue and Reconciliation
25. Global Health Education - Understanding Turkish Culture and Healthcare Delivery System
26. HRT 475: International Studies in Horticulture - The history and future of horticulture in the UK
27. Information and Communication Technologies for Development
28. Institut Polytechnique LaSalle Beauvais
29. International Engagement in Mexico - Campeche
30. International Engagement in Mexico - Guelatao
31. International Engagement in Mexico - Huatulco
32. International Engagement in Mexico - Mérida
33. International Engagement in Mexico - Puebla
34. International Social Policy and Social Service Delivery
35. International Social Policy and Social Service Delivery: Mexico
36. Internships in Argentina
37. Internships in Australia
38. Internships in Barcelona
39. Internships in Berlin
40. Internships in Cape Town
41. Internships in China
42. Internships in Dublin
43. Internships in London
44. Internships in Paris
45. Internships in Singapore
46. Internships in Thailand
47. Internships in Toronto
48. John Cabot University in Rome
49. LaSalle Beauvais
50. Leadership in Medicine for the Underserved
51. Learning About Health Care and Providing Service in Cuba
52. Made in Italy
53. Malawi: Infectious Diseases of Africa
54. Masculinity, Leadership, and Fraternities in Southern Europe
55. One Health Nepal
56. Paradise in Peril? Exploring Madagascar's Biodiversity Crisis

57. Planning and Design Practice in Asia
58. Policy, Practice and Advocacy
59. Pre-Clinical Observation, Culture and Medicine
60. Program in Public Health: Peru
61. Public Health in Ghana: Methods for Community Practice
62. Rainforests and Reality
63. South Africa Scholars: Research and Community Engagement
64. Spanish for Healthcare Professions
65. Sustainability and Civic Engagement
66. Sustainable Development
67. University of KwaZulu-Natal

**Independent medical rotation or practicum through the Colleges of Human or Osteopathic Medicine*

In April 2018, the Global Service-Learning subcommittee of the Advisory Council for Education Abroad established MSU's official definition of Global Service-Learning (GSL). An assessment of all MSU education abroad programming will be done next year to update the program list above. The GSL definition is as follows:

Global Service-Learning is a teaching method that combines academic coursework with the application of institutional resources (e.g., knowledge and expertise of students, faculty and staff, political position, buildings and land) to address challenges facing communities through collaboration with these communities. This pedagogy focuses on critical reflective thinking to develop students' academic skills, sense of civic responsibility, cross-cultural understanding, and commitment to the community.

Global Service-Learning takes place in the context of community-university partnerships, where learning experiences are planned collaboratively with community partners according to the community's existing assets and self-identified needs. Community partners are considered more than sites of learning; they are co-educators who make substantial contributions to the learning process.

Research programs

Research is offered as a component of numerous education abroad programs (primarily for undergraduates). Projects encompass a wide variety of fields including biodiversity, environmental science and policy, mechanical engineering, molecular biology, information and communication technology, public health and more. Research abroad can be done in conjunction with faculty or conducted independently, and can encompass a wide variety of fields.

The list below has been completed using MSU's official definition* and in collaboration with the Undergraduate Research Office within the Office of the Associate Provost for Undergraduate Education, and a subcommittee of the Advisory Council for Education Abroad.

1. A Fragile Fiji: Integrating Ecosystems and Human Dimensions in the Face of Climate Change
2. Arcadia University Summer STEM Research - Australia (Brisbane)
3. Arcadia University Summer STEM Research - Ireland (Dublin)
4. Arcadia University Summer STEM Research - UK (Glasgow)
5. Arcadia University Summer STEM Research - UK (London)
6. Behavioral Ecology of African Mammals
7. Britain and the World: Politics, Love and Conflict
8. Collaborative International Course for Educational Researchers
9. Contemporary Culture, Politics and Society in Greece
10. Engineering at Leibniz University in Hannover
11. Ethics and Development in India
12. EuroScholars Research Study Abroad Program
13. Evolution of Uganda's Forest Biodiversity: Apes to Aves
14. ICT for Development
15. IESEG School of Management - Paris
16. International Social Marketing in Argentina
17. Internships in Australia
18. Internships in Cape Town
19. Lancaster University
20. LaSalle Beauvais

21. Malawi: Infectious Diseases of Africa
22. Maya Culture History Fieldschool
23. Mechanical Engineering at RWTH-Aachen
24. Modernity in the Streets: Revolution in politics, culture and society
25. Molecular Biology Research in Düsseldorf
26. Natural Science in New Zealand
27. One Health Nepal
28. Photo Communication
29. Public Health in Ghana: Methods for Community Practice
30. Research and Action in the New South Africa
31. South Africa Scholars: Research and Community Engagement
32. Summer Engineering in Madrid
33. Sustainability and Civic Engagement
34. Sustainable Food, Environment and Social Systems
35. Technology and Culture: Communication and Games
36. Technology and Culture: Communication and Games
37. The Natural and Human Environments of Queensland
38. University of Sydney

*MSU's official definition is as follows:

Broadly defined, undergraduate research includes scholarly, creative, and artistic activities that lead to new knowledge, improve problem solving capabilities, offer original or historical theory and interpretation, and/or produce art or creative performances. A collaborative effort between students and their research mentors, undergraduate research and creative activities are interactive, discovery-based experiences that teach and engage students about the numerous components involved in the research and creative process. Research and creative opportunities occur in and outside of the formal curriculum.

Students' individual abilities, time commitment, and length of involvement will affect their productivity as undergraduate researchers. Undergraduate students may not engage in a research or creative opportunity long enough to make an original contribution to a discipline. However, if students learn and work on essential components of the research or creative process (e.g., review literature and identify knowledge gaps, design hypotheses and experiments, collect and analyze data), we posit that they begin to more deeply engage in an academic discipline by learning about research or creative methods, practicing advanced critical thinking, and participating in key steps of the research and/or creative continuum.

Internship programs

The internship programs listed below are MSU-sponsored, credit-bearing, academic internships and provide no salary. Some of the programs are stand-alone options where students participate in a full-time internship throughout the year. Others are embedded and require students to enroll in a classroom-based study abroad program, either simultaneously or immediately before the internship.

1. Arabic Overseas Flagship in Morocco*
2. Arts, Cultural Heritage, and Museum Studies in South Africa*
3. Australian National University*
4. Ben-Gurion University of the Negev in Beer Sheva*
5. City University of Hong Kong*
6. Cross-cultural Teaching Abroad in South Africa*
7. Deakin University in Melbourne*
8. Development and NGOs: Internships in Malawi*
9. EARTH University*
10. Ecole d'Ingenieurs de Purpan in Toulouse*
11. Ethics and Development in India*
12. Hebrew University of Jerusalem*
13. International College of Management Sydney*
14. Internships and Community Research in Huamachuco Peru*
15. Internships in Argentina
16. Internships in Australia
17. Internships in Barcelona

18. Internships in Berlin
19. Internships in Cape Town
20. Internships in China
21. Internships in Dublin
22. Internships in London
23. Internships in Paris
24. Internships in Singapore
25. Internships in Thailand
26. Internships in Toronto
27. LaSalle Beauvais*
28. LaTrobe University*
29. Massey University*
30. Molecular Biology Research in Düsseldorf*
31. Monash University*
32. Professional Writing London: Creative People and Workplaces*
33. Research and Action in the New South Africa*
34. University of Haifa*
35. University of New South Wales*
36. University of Sydney*
37. University of the Philippines-Los Baños*

**Embedded or optional internship*

Provider programs

The Office for Education Abroad worked with nine provider organizations to facilitate or administer 19 international internships and study abroad programs during the 2016-17 academic year. These organizations helped manage the complexities of local arrangements and provided on-site assistance to students while abroad.

1. EuroScholars (ISA)
2. Internships in Argentina (Connect 123)
3. Internships in Australia (TEAN)
4. Internships in Barcelona (EUSA)
5. Internships in Berlin (AIC)
6. Internships in Cape Town (Connect 123)
7. Internships in China (CRCC)
8. Internships in Dublin (EUSA)
9. Internships in London (Global Experiences)
10. Internships in Paris (EUSA)
11. Internships in Singapore (AIC)
12. Internships in Thailand (TEAN)
13. Internships in Toronto (AIC)
14. Music in Vienna (IES)
15. Summer STEM Research - Brisbane, Australia (Arcadia)
16. Summer STEM Research - Ireland, Dublin (Arcadia)
17. Summer STEM Research - UK, Glasgow (Arcadia)
18. Summer STEM Research - UK, London (Arcadia)
19. Thai Language & Southeast Asian Studies (TEAN)

New programs

32 new education abroad programs were approved in 2016-17 with areas of study ranging from business law in Greece to infectious diseases of Africa. Among these new programs is a new affiliation with Arcadia University to offer students the opportunity to conduct research in STEM fields from Europe to Australia, and six new partnerships with institutions in China, the UK (England), Australia, Norway and Spain.

1. Arcadia University Summer STEM Research - Australia (Brisbane)
2. Arcadia University Summer STEM Research - Ireland (Dublin)
3. Arcadia University Summer STEM Research - UK (Glasgow)

4. Arcadia University Summer STEM Research - UK (London)
5. Business Law, Ethics and Sustainability in an Emerging Global Market
6. Carpentier's Havana: The Dialogue Between Text and City
7. China Summer School: Identity, Culture and Society
8. Chinese Culture and History at Sichuan University
9. CHM Service-learning in Peru
10. Clinical Tropical Elective in Malawi
11. Collaborative International Course for Educational Researchers in Israel
12. Cuba Public Health and Culture
13. Global Marketplace in Cambodia and Vietnam: PIM 874
14. History and Personality Psychology in Berlin
15. HRT 475: International Studies in Horticulture: The history and future of horticulture in the UK
16. International Engagement in Guelatao
17. International Social Marketing in Argentina
18. JMC Post-term in the UK
19. Leadership in Medicine for the Underserved (LMU)
20. Malawi: Infectious Diseases of Africa
21. Music Performance in Ireland
22. Northumbria University International Summer School
23. One Health in Nepal
24. Program in Public Health in Peru
25. Sustainability and Civic Engagement in Costa Rica
26. Sustaining South African Wildlife: Cash, crime, conflicts and conversation
27. The Natural and Human Environments of Queensland, Australia
28. Trending Technologies in Madrid
29. Universidad Pontificia Comillas
30. University of Oslo
31. University of Stavanger
32. University of Sydney

Program inactivations

In 2016-17, the Office for Education Abroad removed 20 programs from our catalog of programs, with the assistance of the colleges.

1. Anadolu University
2. Bogazici University
3. China: Technology, identity and culture in Chengdu
4. Disability in a Diverse Society
5. Ethics in Tourism and Sustainable Development
6. Freshman Seminar in Brazil
7. Freshman Seminar in China
8. Freshman Seminar in Dubai
9. Healthcare in Brazil: A public healthcare perspective
10. International Communication and the International Workplace
11. Macquarie University
12. Public Health Discovery Adventure in Western Pacific Islands and Japan
13. Race Relations
14. Reporting in the British Isles
15. Swinburne University
16. Teaching Internships in Germany
17. University of Kaiserslautern
18. University of Notre Dame, Australia
19. UNSW Summer Program - International Business
20. UNSW Summer Program - Tourism and Event Management

The Advisory Council for Education Abroad is provided a list of programs to inactivate. Colleges typically have until July 1 to confirm inactivation or provide detailed rationale for continuation.

EDUCATION ABROAD @ MICHIGAN STATE

MISSION

The Office for Education Abroad is committed to engaging the campus community in a collective partnership to provide valuable, high-quality and academically-sound education abroad and exchanges programming that expands opportunities for where, when and how students learn.

VISION

All students at Michigan State University, irrespective of demographic background, academic discipline, or financial need, actively engage in international study that advances global learning and disciplinary scholarship.

PRIORITIES

Academic Progress: To strategically leverage education abroad programming as a high-impact educational practice that positively contributes to student success.

Student Development: To offer education abroad and exchanges programming that intentionally aims to produce graduates who are intellectually and internationally engaged citizen-leaders who contribute to the well-being and sustainability of Michigan and the world.

Access and Equity: To offer inclusive and accessible education abroad and exchanges programming and to remove barriers to access faced by traditionally underrepresented student populations.

Engaged Learning: To facilitate programming that engages students meaningfully and respectfully in international communities through undergraduate research, international internships, and global service-learning.

Faculty and Staff Engagement: To enhance education abroad and exchanges programming in all disciplines by partnering closely with MSU faculty and staff in developing international study opportunities that extend curriculum integration efforts.

Health, Safety and Security: To utilize campus resources and national best practices to effectively and continuously monitor, evaluate and respond to health, safety and security conditions of all programming. Michigan State University's goal is to focus on offering high-quality, good value programming, connected to university and college strategies, leveraging faculty research with strategic partners, and building on MSU's history and culture.



Office for Education Abroad
MICHIGAN STATE UNIVERSITY

International Center
427 N. Shaw Lane, Room 109
East Lansing MI 48824

Phone: (517) 353-8920 | Email: abroad@msu.edu | Web: educationabroad.msu.edu